City of Naples, Florida

Annual Budget
Fiscal Year
2001-02

CITY OF NAPLES ANNUAL BUDGET

FISCAL YEAR 2001 - 2002

Prepared By:

The Finance Department

&

The City Manager's Department

COVER PHOTO BY CARL J. THOME – As a career photographer, Carl J. Thome has developed a versatile style that covers the full range of commercial and artistic expressions. His broad experience includes industrial, corporate, architectural, advertising, and stock imagery. Carl's images have been published both nationally and internationally. His most recent endeavors have been to document the country of Costa Rica over the past several years and the French Quarter in New Orleans. This work and more may be viewed at www.thomephoto.com. Thome Photography is located at 937 4th Avenue South in Naples, FL.

CITY OF NAPLES, FLORIDA
PRINCIPAL OFFICIALS

MAYOR
BONNIE R. MacKENZIE

VICE-MAYOR
R. JOSEPH HERMS

CITY COUNCIL
GARY GALLEBERG
WILLIAM R. MAC ILVAINE
FRED TARRANT
PENNY TAYLOR
TAMELA WISEMAN

CITY ATTORNEY (CONTRACT)
BEVERLY GRADY

CITY CLERK
TARA NORMAN

CITY MANAGER
KEVIN J. RAMBOSK

ASSISTANT CITY MANAGER/FINANCE DIRECTOR
WILLIAM P. HARRISON

DEPARTMENT OFFICIALS

CHIEF OF POLICE & EMERGENCY SVCS	STEVE MOORE
PLANNING DIRECTOR	RON LEE
COMMUNITY SERVICES DIRECTOR	DON WIRTH
PUBLIC WORKS DIRECTOR	DAN MERCER
HUMAN RESOURCES DIRECTOR	LORI BURKE
CITY ENGINEER	RON WALLACE

City of Naples Organizational Chart

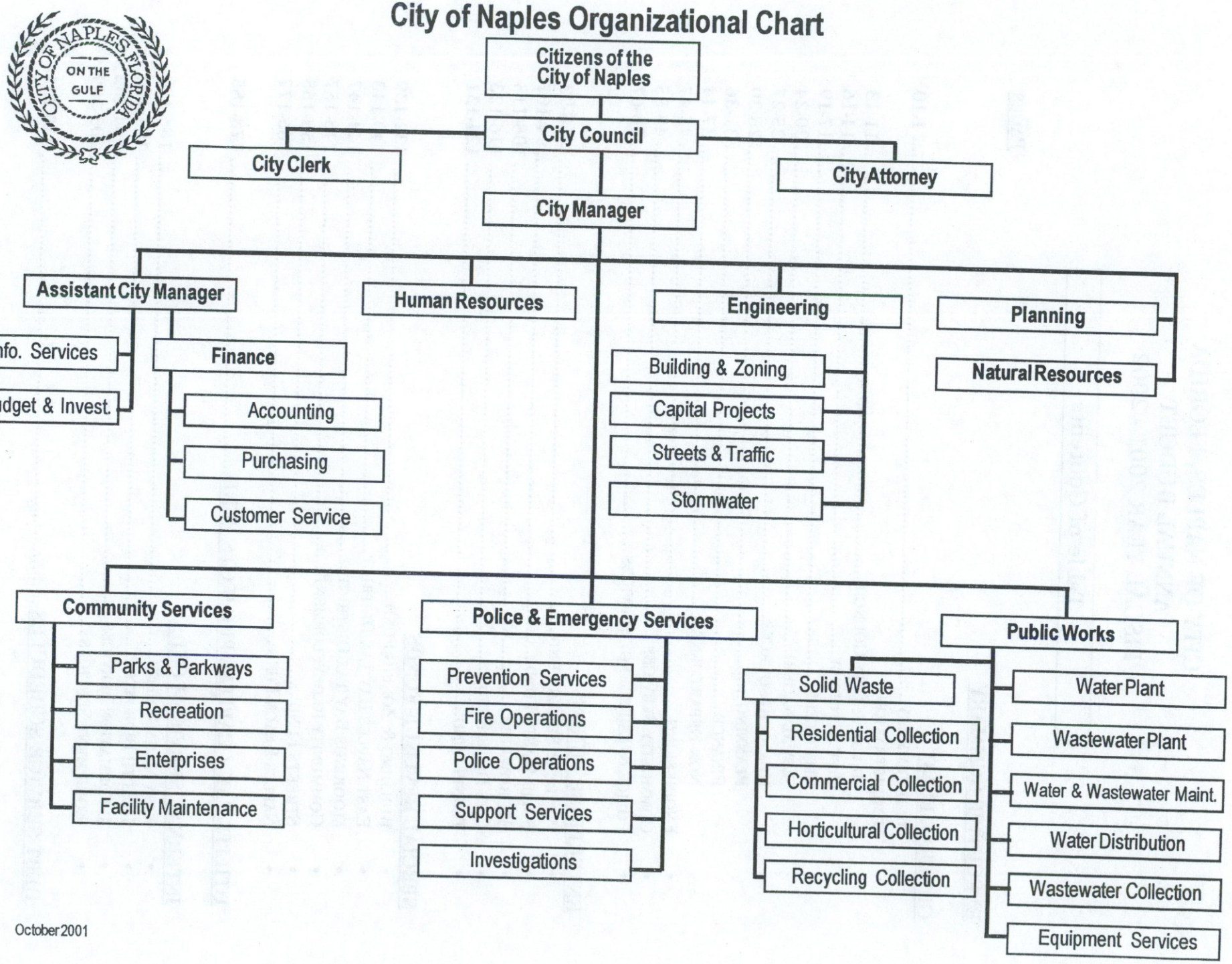

October 2001

CITY OF NAPLES, FLORIDA
ANNUAL BUDGET
FISCAL YEAR 2001 - 2002

Table of Contents

PAGES

EXECUTIVE SUMMARY

GENERAL FUND
- FUND SUMMARY 1-10
- ADMINISTRATION
  - MAYOR & CITY COUNCIL 11-13
  - CITY ATTORNEY 14-16
  - CITY CLERK 17-19
  - CITY MANAGER 20-24
  - HUMAN RESOURCES 25-27
  - PLANNING 28-30
  - FINANCE 31-36
  - NON-DEPARTMENTAL 37-44
- ENGINEERING 45-47
- COMMUNITY SERVICES 48-55
- POLICE & EMERGENCY SERVICES 56-67

ENTERPRISE FUNDS
- WATER & SEWER FUND 68-93
- SOLID WASTE FUND 94-107
- STORMWATER 108-115
- CITY DOCK FUND 116-123
- TENNIS FUND 124-131

SPECIAL REVENUE FUNDS
- BUILDING & ZONING FUND 132-139
- EAST NAPLES BAY TAX DISTRICT 140-143
- MOORINGS BAY TAX DISTRICT 144-147
- COMMUNITY REDEVELOPMENT 148-157
- STREETS FUND 158-165
- NAPLES BEACH FUND 166-177

UTILITY TAX / CAPITAL PROJECTS FUND 178-185

INTERNAL SERVICE FUNDS
- RISK MANAGEMENT 186-190
- HEALTH BENEFITS 191-193
- INFORMATION SERVICES 194-202
- EQUIPMENT SERVICES 203-209

DEBT SERVICE SCHEDULES 210-231

Executive Summary

City of Naples

KEVIN J. RAMBOSK

OFFICE OF THE CITY MANAGER

October 25, 2001

Honorable Mayor & Members of City Council
735 Eighth Street South
Naples, FL 34102

Mayor MacKenzie & Council Members:

We are pleased to submit the Approved Budget for the City of Naples for Fiscal Year 2001-02. This budget provides funding for the continuation of all municipal services enjoyed by our citizens for the next fiscal year and reduces the city's ad valorem tax rate from 1.18 mills to 1.15 mills. This action will result in the owner of a homesteaded property paying to the City of Naples the same amount in annual property taxes as last year. In compliance with both the City Charter and Florida State Statutes, this budget was adopted by the City Council with a mill levy ordinance and an appropriations ordinance approved during special public hearings.

It has been necessary to increase the work force this year to add positions to continue to meet the service levels requested by the community:

- A Recreation Specialist position to increase the staffing for the new River Park Community Center.
- A continuation of the position of Crime Scene Latent Examiner in Police & Emergency Services. This position was previously funded by a federal grant; however, that program has been discontinued.
- An additional position in Fire Operations in Police & Emergency Services. This is designed to be the first of three new positions over three budget years to provide one additional firefighter per shift as a way of offsetting overtime costs relative to required minimum manning of shifts. Federal mandates under the Family Medical Leave Act (FMLA) have caused significant increases in overtime costs.
- An additional Fire Inspector to deal with increasing workload in that area.

FACSIMILE (941) 213-1033 TELEPHONE (941) 213-1030
735 EIGHTH STREET, SOUTH • NAPLES, FLORIDA 34102-6796
EMAIL: citymanager@naplesgov.com

- A new position of Service Worker in the Naples Beach Fund. Use of beaches by an increasing local area population and visitors has increased the demands on our maintenance efforts along the beaches, at the Naples Fishing Pier, and at Lowdermilk Park.

- An additional Network Specialist in Information Services. The Network Division currently supports over 250 computer users.

- A new position for a second Traffic Control Technician in the Streets Fund. This increase in staffing was mandated by the State of Florida as part of their major upgrades to the City's computerized traffic control system.

At the end of Fiscal Year 1992, the number of employees for the City of Naples peaked at 529.2 authorized positions. From Fiscal Year 1992 through Fiscal Year 1997, the management team worked with the City Council to streamline municipal government by privatizing functions that can be handled more efficiently in the private sector without reducing the level of service provided. New positions have been added since that time to meet service demands. The 502.3 authorized positions for Fiscal Year 2002 is still 5.1% less than in Fiscal Year 1992.

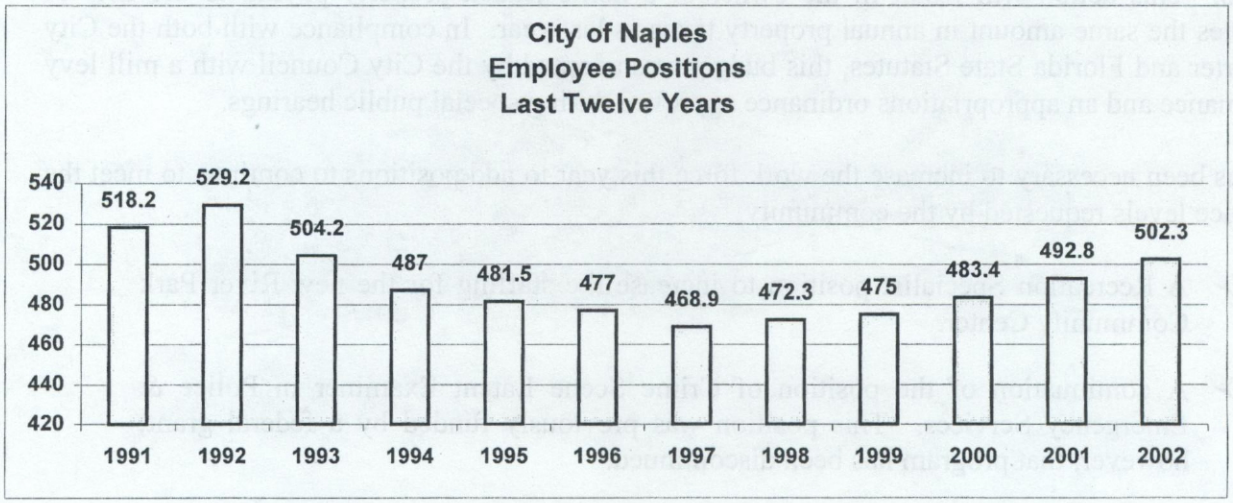

Municipal government budgeting and accounting divides the operation of the City into seventeen (17) "funds", self-balancing sets of accounts for the expenditures and related revenue sources for specific operations. Each of these funds of the City is presented in balanced form.

The total budget for the City of Naples for Fiscal Year 2002, after eliminating expenditures caused by internal transfers of funds, is approximately $58 million. Expenditures in the various operations of municipal government are as follows:

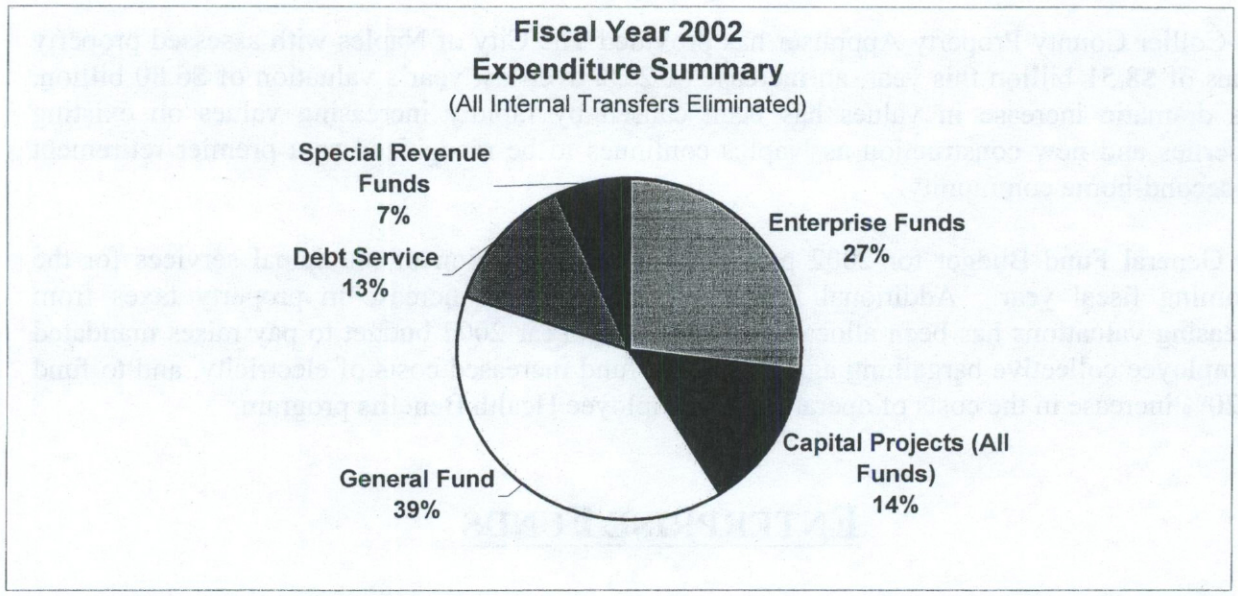

GENERAL FUND

The City of Naples General Fund provides funding for the traditional services of municipal government: elected officials, police & emergency services, parks and parkways, recreation, planning, engineering, and administrative activities.

The Citizens of Naples have traditionally supported investment in enhanced service levels for public safety and the extensive parks and landscape improvements, which denote the special quality of life in Naples. Major thoroughfares in the community have been extensively landscaped and maintained by City employees. Assets of the City include the City's historical fishing pier, City Dock, beach improvements, competitive class tennis facilities and other recreational opportunities. Police & Emergency Services use state-of-the-art equipment and have sufficient levels of staffing to provide quick response to public needs.

Operations of the General Fund are financed through ad valorem property taxes, franchise fees of 5.8% on electricity sales, proceeds of the local sales tax, State of Florida revenue sharing, and fees for recreation programs. General Fund operations also provide support services to other funds and, in return, receive financial support from those funds in the form of administrative transfers. In addition, the City's water, wastewater, stormwater, solid waste utilities, and city marina provide a payment-in-lieu of taxes to the General Fund. This is established at 6% of revenues and is equivalent to franchise fees charged to private sector utilities.

The Collier County Property Appraiser has provided The City of Naples with assessed property values of $8.51 billion this year, an increase of 25% over last year's valuation of $6.80 billion. This dramatic increase in values has been caused by rapidly increasing values on existing properties and new construction as Naples continues to be recognized as a premier retirement and second-home community.

The General Fund Budget for 2002 provides for a continuation of municipal services for the upcoming fiscal year. Additional funds generated by the increase in property taxes from increasing valuations has been allocated in the Fiscal Year 2002 budget to pay raises mandated in employee collective bargaining agreements, to fund increased costs of electricity, and to fund the 20% increase in the costs of operating the Employee Health Benefits program.

ENTERPRISE FUNDS

WATER & SEWER FUND

The City of Naples operates a Water and Sewer Utility, providing services to approximately 15,000 water and 8,000 sewer accounts within the City and in adjacent unincorporated areas of Collier County. Operated as an enterprise fund, revenues from charges to customers are required to cover costs of operations and maintenance, debt service, payment in lieu of franchise fees and the prorated cost of central administration. Also funded is capital replacement in an amount equivalent to the annual charge for depreciation of the system. Bond covenants require that the City maintain debt service coverage of 1.35 in the Water & Sewer Fund. This budget complies with the City's bond covenants.

At the budget hearings in September 1999, City Council approved an Ordinance authorizing the City Manager to adjust water and wastewater rates annually based on the Florida Public Service Commission (FPSC) Deflator Index. This automatic annual rate adjustment to water/sewer rates will provide revenue to cover the increases in expenses due to inflation or other such factors without significantly impacting the customer. The latest rate change will be implemented October 1, 2001.

SOLID WASTE FUND

The City of Naples operates a Solid Waste Utility, providing both residential and commercial solid waste collection and disposal. The City also has an extensive recycling program, administered under contract by Waste Management. The City of Naples is one of the very few communities in Florida to offer back door service and is in a shrinking group of communities to continue to offer twice a week service. Rates for the solid waste service are split between collection fees, designed to finance operations of the utility and capital replacement and "tipping" fees, established as a pass-through of tonnage costs of disposal at the Collier County

Landfill. For 2002, solid waste rates for commercial customers were increased to cover higher tonnage of trash collected as business activity increases in the community. As with water and sewer, discussed above, we have now implemented an automatic annual cost adjustment for solid waste. The first annual adjustment will be effective October 1, 2002.

STORMWATER FUND

The City's Stormwater Utility was created in Fiscal Year 1993 with the goal of master planning a stormwater discharge system for the City of Naples, providing water quality monitoring, sweeping streets, and repairing the existing stormwater system. In Fiscal Year 1997 the Stormwater Master Plan was completed. The master plan identified $10 million in capital projects. The State Revolving Loan Fund has provided funds to the City for the improvement and redevelopment of the Police & Emergency Services Pump Station located on Goodlette Road, recently completed. That pump station provides drainage for a large portion of the "Heart of Naples" business district. The next two major projects, currently under design, are the Old Naples area and the drainage area adjacent to the intersection of Goodlette Road and Golden Gate Parkway.

CITY DOCK FUND

The City owns and operates an 83-slip marina on Naples Bay, providing leased and transient mooring of boats, retail sales of gasoline, bait, minor food and beverages. Fees and price schedules are established to cover maintenance and operating expenses, purchase of inventory, and capital investment and depreciation. Operation of Naples landing is included in the City Dock Fund.

NAPLES TENNIS FUND

The tennis facility includes twelve state-of-the-art clay courts, a pro shop with elevated viewing area, which allows views of the newly landscaped park and playground. The Naples Tennis Fund has been established as an enterprise fund, with tennis fees responsible for covering all maintenance and operating expenses of the facility, as well as repayment of bonded indebtedness of the construction project. The Tennis Fund operated at a deficit during the construction of the new facility, borrowing $144,000 from the General Fund. City Council has directed that the Community Redevelopment Fund, using Tax Increment Financing revenues, begin repaying those funds to the General Fund starting in Fiscal Year 2002. The Tennis Fund is not charged for its pro-rata share of central administration as is charged to all other enterprise funds.

SPECIAL REVENUE FUNDS

BUILDING & ZONING

The Building & Zoning division was set up as a special revenue fund beginning Fiscal Year 1999. The revenues generated for these services are restricted to building or construction type expenditures. Building & Zoning has constructed a new office building in the municipal complex off Goodlette Road. The City's Engineering and Information Service departments are also housed in this new facility.

CANAL MAINTENANCE

The City of Naples maintains two taxing districts: Moorings Bay and East Naples Bay. The tax levies of these two districts, a 0.025 mill levy in Moorings Bay and a 0.5 mill levy in East Naples Bay, provide funds for dredging and maintenance and retirement of existing debt. In the East Naples Bay Tax District, the outstanding debt will be retired in 2006.

STREETS & TRAFFIC

This budget consolidates all revenue sources and expenditure accounts relating to streets and traffic control. Revenue sources in this fund include constitutional one-cent gas tax and street impact fees up to $200,000 annually (all excess impact fees paid to Collier County by interlocal agreement). We also have two additional interlocal agreements with Collier County to receive allocations of both the six-cent local option gas tax and the five-cent local option gas tax initiated in 1994.

NAPLES BEACH FUND

The Naples Beach Fund is responsible for maintenance and enforcement activities along our beachfront to include the oversight of the contract services at Lowdermilk Park Concessions and Fishing Pier Concessions. Citizens of both the City of Naples and Collier County are eligible to receive a free beach parking sticker, allowing free use of parking facilities at Lowdermilk Park, the Fishing Pier, and all beach ends. An annual contribution from Collier County, meter collections, parking fines, and payments from the concession operator at Lowdermilk Park and the Fishing Pier provide revenues for operations.

COMMUNITY REDEVELOPMENT AGENCY FUND

This fund accounts for the receipt and disbursement of monies for the redevelopment program, including tax increment financing (T.I.F.) proceeds. Also financed by these revenues are the capital improvements in the redevelopment area of the City. In the seven years that the T.I.F. district has been in existence, the district has financed 50% of the planning studies for both 5th Avenue South and the 41-10 district, rebuilt 2nd, 3rd, and 4th Avenues North in the 41-10 area, paid for major improvements to 6th Avenue South, and took over the financial responsibility for the costs to redevelop 5th Avenue South. The T.I.F. district also finances the debt repayment for the parking garage at 4th Avenue South and 8th Street South.

UTILITY TAX / CAPITAL PROJECTS FUND

The City of Naples levies a 7% utility tax on the local power company, the telephone company, and on sales of propane. These revenues are first used to meet the debt service obligations for the retirement of Revenue Bond Indebtedness (not including water and sewer bonds). Remaining funds are used to finance the capital expenditures of the City not covered by the enterprise funds. Capital expenditures of our enterprise funds and utility operations are funded from their own revenue sources.

During Fiscal Year 2001, the City issued approximately $7.5 million in new debt to be repaid through revenues of this fund. Those funds are being used for the construction of the new River Park Community Center, upgrades and renovation to the Norris Community Center, major work at Fleischmann Park, upgrades to Seagate Park, lighting programs at two ballfields, the development of a new waterfront park on the Gordon River, and funds for roadway and pathway upgrades. Those projects will be constructed during fiscal years 2002 and 2003. Debt service on this bond issue has been included in this budget.

INTERNAL SERVICE FUNDS

The City utilizes four internal service funds to account for the operations of information services, equipment services, risk management, and the City's employee health benefits fund. Each of the operating funds of the City pays a proportionate cost of these internal services. In the area of risk management, the City self-insures for property, liability, and workers' compensation exposure and purchases excess insurance for catastrophic losses. The employee health benefits fund provides self-insured health insurance coverage for employees and their families, with the City paying the health insurance costs of employees and costs for family insurance split between the employee and the City.

SUMMARY

The City Council and the management team have worked effectively together to continue the high level of service expected by our citizens, while constantly looking for ways to improve the efficiency of operations. We are pleased to provide this budget to the City Council.

Respectfully submitted on behalf of the Management Team,

Kevin J. Rambosk
City Manager

William P. Harrison
Assistant City Manager

Anne D. Middleton
Budget & Investment Manager

EXPENDITURE BUDGET SUMMARY
ALL OPERATING FUNDS

(TRANSFERS TO GENERAL FUND ELIMINATED)

FUND/SOURCE	BUDGET 1998-99	BUDGET 1999-00	BUDGET 2000-01	APPROVED BUDGET 2001-02
GENERAL				
Administration	$3,337,078	$3,431,968	$3,929,409	$4,035,976
Police & Emergency Services	8,384,563	9,075,524	9,662,925	10,518,653
Engineering	534,935	571,538	605,494	691,137
Community Services	3,816,335	3,781,950	4,262,510	4,639,669
Non-Departmental	1,839,427	2,184,947	2,131,077	3,067,765
Subtotal	17,912,338	19,045,927	20,591,415	22,953,200
WATER/SEWER				
Administration	911,129	1,208,715	1,276,854	1,475,034
Water Operations	3,678,294	3,743,729	3,966,578	4,233,265
Sewer Operations	2,386,043	2,434,808	2,453,765	2,541,493
Utilities Maintenance	1,191,047	1,216,855	1,275,605	1,175,254
Debt Service	4,941,988	5,022,653	5,016,243	4,893,279
Capital Expenditures (1)	2,384,250	3,259,136	4,942,406	2,810,500
Subtotal	15,492,751	16,885,896	18,931,451	17,128,825
SOLID WASTE				
Operating Expenses	3,276,378	3,396,310	3,530,355	3,858,416
Capital Expenditures	597,650	545,014	285,500	400,300
Subtotal	3,874,028	3,941,324	3,815,855	4,258,716
STORM WATER				
Operating Expenses	661,711	821,111	697,997	649,532
Debt Service	0	0	335,000	331,900
Capital Expenditures	872,500	1,915,930	4,111,010	731,500
Subtotal	1,534,211	2,737,041	5,144,007	1,712,932
CITY DOCK				
Operating Expenses	850,721	880,078	1,066,764	1,450,970
Debt Service	76,936	92,686	43,671	20,797
Capital Expenditures	242,200	208,600	0	105,000
Subtotal	1,169,857	1,181,364	1,110,435	1,576,767
TENNIS				
Operating Expenses	234,302	328,897	349,940	369,291
Debt Service	64,930	63,433	66,936	28,289
Capital Expenditures	0	0	32,000	11,000
Subtotal	299,232	392,330	448,876	408,580
MOORINGS BAY TAX DISTRICT				
Operating Expenses	21,250	21,250	21,250	21,250
Subtotal	21,250	21,250	21,250	21,250

EXPENDITURE BUDGET SUMMARY
ALL OPERATING FUNDS
(TRANSFERS TO GENERAL FUND ELIMINATED)

FUND/SOURCE	BUDGET 1998-99	BUDGET 1999-00	BUDGET 2000-01	APPROVED BUDGET 2001-02
EAST NAPLES BAY DISTRICT				
Operating Expenses	$4,750	$4,750	$4,750	$4,750
Debt Service	72,956	75,203	77,250	62,170
Subtotal	77,706	79,953	82,000	66,920
BUILDING & ZONING				
Operating Expenses	1,025,612	1,176,871	1,358,650	1,614,364
Capital Projects	2,500	2,531,600	84,950	155,454
Subtotal	1,028,112	3,708,471	1,443,600	1,769,818
STREETS				
Operating Expenses	1,709,751	1,647,580	1,392,677	1,783,487
Capital Projects	453,000	262,300	685,734	1,763,400
Subtotal	2,162,751	1,909,880	2,078,411	3,546,887
NAPLES BEACH				
Operating Expenses	571,756	650,620	737,284	764,747
Capital Projects	103,011	748,160	679,600	132,447
Subtotal	674,767	1,398,780	1,416,884	897,194
COMMUNITY REDEVELOPMENT				
Operating Expenses	47,250	105,000	139,199	157,318
Debt Service	132,600	242,600	132,600	157,048
Capital Expenditures	20,000	1,640,000	452,925	100,000
Subtotal	199,850	1,987,600	724,724	414,366
UTILITY TAX				
Operating Expenses	0	152,600	0	0
Debt Service	1,030,359	1,253,497	2,315,487	2,345,246
Capital Expenditures	2,265,000	3,219,100	1,727,322	2,052,274
Subtotal	3,295,359	4,625,197	4,042,809	4,397,520
TOTALS				
Operating Expenses	$34,482,332	$36,835,101	$38,863,083	$42,155,174
Debt Service	6,319,769	6,750,072	7,987,187	7,838,729
Capital Expenditures	6,940,111	14,329,840	13,001,447	8,261,875
GRAND TOTAL	$47,742,212	$57,915,013	$59,851,717	$58,255,778

CITY OF NAPLES EXPENDITURE BUDGET
LAST SIX FISCAL YEARS
(IN MILLIONS)

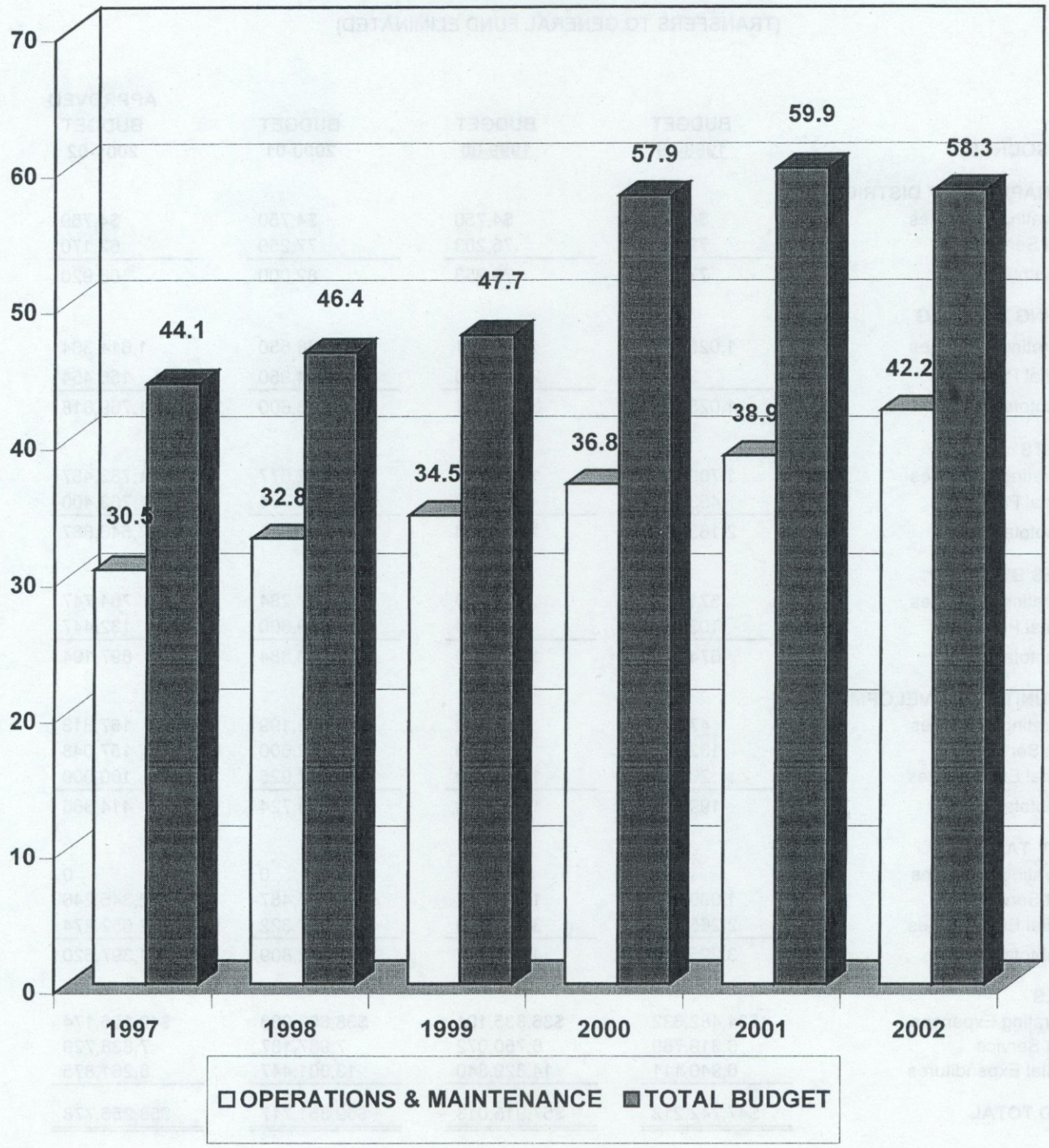

REVENUE SUMMARY
ALL OPERATING FUNDS

FUND/SOURCE	ACTUAL 1997-98	ACTUAL 1998-99	ACTUAL 1999-00	PROJECTED 2000-01	BUDGET 2001-02
GENERAL					
Taxes	$5,526,156	$5,837,331	$6,750,258	$7,647,500	$9,180,200
Licenses/Permits	300,807	303,511	309,402	301,000	306,000
Franchises	3,662,573	3,825,871	3,982,348	4,109,100	4,242,400
Charges for Services	332,577	320,208	352,730	332,000	332,000
Fines & Forfeitures	342,297	412,284	395,529	336,300	336,300
Recreation	247,911	261,752	298,328	511,250	596,000
State & Fed. Shared Rev.	2,742,543	2,841,588	3,016,003	3,160,000	3,310,000
Miscellaneous	621,841	478,096	699,834	555,000	524,600
Transfers	3,458,196	3,650,980	3,787,636	4,001,900	4,125,700
Subtotal	17,234,901	17,931,621	19,592,068	20,954,050	22,953,200
WATER/SEWER					
Water Revenue	8,770,235	8,610,050	9,500,166	9,237,700	9,506,700
Sewer Revenue	8,869,700	8,567,646	8,485,029	8,734,900	8,993,500
System Development	1,291,135	808,360	1,274,815	700,000	700,000
Bonds Proceeds/Other	7,706,521	3,733,290	3,949,128	8,285,000	1,060,000
Subtotal	26,637,591	21,719,346	23,209,138	26,957,600	20,260,200
STREETS/TRAFFIC IMPROVEMENT					
Gas Tax	2,040,787	2,009,722	1,612,851	1,650,000	1,650,000
State Shared Revenue	173,521	174,642	200,867	180,000	180,000
Road Impact	200,000	200,000	200,000	200,000	200,000
Miscellaneous	188,525	216,895	241,548	200,000	550,625
Subtotal	2,602,833	2,601,259	2,255,266	2,230,000	2,580,625
STORM WATER					
Storm Water Fees	1,412,922	1,341,914	1,366,933	1,380,000	1,400,000
Other Revenue	61,633	48,906	26,336	102,925	102,925
State Revolving Loan	0	351,389	2,082,005	5,500,000	370,000
Subtotal	1,474,555	1,742,209	3,475,274	6,982,925	1,872,925
CAPITAL PROJECTS					
Ad-Valorem Taxes	0	0	0	808,940	826,860
Utility Taxes	2,701,797	2,698,761	2,610,000	2,710,000	2,890,000
Non-Street Impact Fees	180,083	468,439	250,000	150,000	150,000
Miscellaneous	626,834	1,601,730	1,262,083	833,169	828,418
Bond Proceeds	2,400,000	0	0	10,450,000	0
Subtotal	5,908,714	4,768,930	4,122,083	14,952,109	4,695,278
SOLID WASTE					
Solid Waste Fees	3,835,600	3,852,596	4,256,087	4,300,000	4,800,000
Landfill Fees	184,386	241,690	313,468	100,000	0
Miscellaneous	151,067	101,181	103,519	85,000	85,000
Subtotal	4,171,053	4,195,467	4,673,074	4,485,000	4,885,000
CITY DOCK					
Dock Rent	318,090	330,723	323,423	350,000	385,000
Fuel Sales	718,706	847,435	1,255,622	1,400,000	1,250,000
Bait & Misc. Sales	87,340	104,379	118,523	125,000	110,000
Miscellaneous Revenue	50,672	29,528	26,857	4,000	5,000
Subtotal	1,174,808	1,312,065	1,724,425	1,879,000	1,750,000

REVENUE SUMMARY
ALL OPERATING FUNDS

FUND/SOURCE	ACTUAL 1997-98	ACTUAL 1998-99	ACTUAL 1999-00	PROJECTED 2000-01	BUDGET 2001-02
NAPLES BEACH FUND					
Lowdermilk Contract	19,047	20,509	26,337	20,000	20,000
Fishing Pier Contract	46,651	55,397	42,210	45,000	50,000
County Share	220,443	227,808	252,122	258,500	266,300
Meter Collections	340,104	382,819	411,949	400,000	400,000
City Fines	272,356	272,645	291,596	290,000	290,000
Tourist Development Tax	0	0	1,053,458	1,000,000	0
Miscellaneous	55,402	300,563	26,819	30,000	30,000
Subtotal	954,003	1,259,741	2,104,491	2,043,500	1,056,300
TENNIS					
Tennis Fees	117,975	248,885	264,684	303,000	303,000
Tournament/Sponsorship	21,842	22,176	58,343	76,000	76,000
Retail Sales	15,554	48,769	48,811	45,000	50,000
Miscellaneous	24,102	37,833	10,672	10,210	9,300
Bond Proceeds	0	0	0	600,000	0
Subtotal	179,473	357,663	382,510	1,034,210	438,300
BUILDING & ZONING					
Inspection Fees	1,590,754	1,775,154	1,976,947	1,800,000	1,700,000
Other Income	0	93,970	179,270	147,700	196,815
Subtotal	1,590,754	1,869,124	2,156,217	1,947,700	1,896,815
MOORINGS BAY DISTRICT					
Ad Valorem Taxes	49,177	51,266	57,400	28,100	19,800
Miscellaneous	47,625	27,975	28,800	40,000	40,000
Subtotal	96,802	79,241	86,200	68,100	59,800
EAST NAPLES BAY DISTRICT					
Ad Valorem Taxes	65,068	68,184	72,654	84,200	95,000
Miscellaneous	5,269	3,507	4,908	4,200	4,000
Subtotal	70,337	71,691	77,562	88,400	99,000
COMMUNITY REDEVELOPMENT					
Tax Increments	96,229	225,925	413,448	583,200	800,000
Other Revenue	976,800	684,469	684	0	0
Bond Proceeds	2,976,389	0	0	0	0
Interest Income	200,640	20,986	53,394	40,000	20,000
Subtotal	4,250,058	931,380	467,526	623,200	820,000
GRAND TOTAL	$66,345,882	$58,839,737	$64,325,834	$84,245,794	$63,367,443

REVENUE SUMMARY
INTERNAL SERVICE FUNDS

EQUIPMENT SERVICE					
Transfers	$1,268,499	$1,392,208	$1,577,083	$1,607,271	$1,745,702
Miscellaneous	662	2,973	570	1,034	0
Subtotal	1,269,161	1,395,181	1,577,653	1,608,305	1,745,702

REVENUE SUMMARY
INTERNAL SERVICE FUNDS (Cont'd)

FUND/SOURCE	ACTUAL 1997-98	ACTUAL 1998-99	ACTUAL 1999-00	PROJECTED 2000-01	BUDGET 2001-02
INFORMATION SERVICES					
Transfers	584,772	675,222	996,929	1,132,171	1,366,844
Miscellaneous	13,834	16,723	35,620	75,000	0
Subtotal	598,606	691,945	1,032,549	1,207,171	1,366,844
RISK MANAGEMENT					
Transfers In	1,419,367	1,315,896	1,376,400	1,445,300	1,535,000
Miscellaneous	46,991	34,783	0	0	0
Subtotal	1,466,358	1,350,679	1,376,400	1,445,300	1,535,000
HEALTH BENEFITS FUND					
Employee Share	$362,917	$373,759	$404,272	$438,773	460,865
Employer Share	1,352,620	1,356,428	1,377,923	1,797,593	2,298,255
Dental Coverage	105,714	100,562	99,600	126,300	148,000
Retiree Payments	132,600	135,516	124,327	152,500	230,000
Reimbursements	77,873	71,673	66,013	70,000	70,000
Miscellaneous	107,267	76,831	80,000	80,000	40,000
Subtotal	2,138,991	2,114,769	2,152,135	2,665,166	3,247,120
GRAND TOTAL	$5,473,116	$5,552,574	$6,138,737	$6,925,942	$7,894,666

CITY OF NAPLES
AUTHORIZED POSITIONS

Department/Division	1998-99 Full Time Equivalent Positions	1999-00 Full Time Equivalent Positions	2000-01 Full Time Equivalent Positions	2002-02 Full Time Equivalent Positions (Approved)
Mayor & Council	1.0	1.0	1.0	1.0
City Clerk	6.0	7.0	7.0	8.0
City Attorney	1.0	1.0	1.0	1.0
City Manager	5.0	4.0	4.0	5.0
Natural Resources	2.0	2.0	2.0	2.0
Human Resources	6.0	7.0	7.0	7.0
Planning	8.0	8.0	8.0	8.0
Development Services				
Engineering	10.0	10.0	10.0	10.0
Finance				
Admin./Accounting	7.6	8.6	8.6	8.8
Customer Service	3.5	6.0	6.0	6.0
Purchasing	4.0	4.0	4.0	5.0
TOTAL	**15.1**	**18.6**	**18.6**	**19.8**
Community Services				
Administration	3.0	3.0	3.0	3.0
Parks & Parkways	33.0	31.0	32.0	32.0
Recreation	14.5	15.0	16.0	16.0
TOTAL	**50.5**	**49.0**	**51.0**	**51.0**
Police & Emergency Services				
Administration	4.0	15.0	12.0	13.0
Fire Operations	53.0	53.0	54.0	55.0
Prevention Services	6.5	3.5	3.5	4.0
Criminal Investigation	18.0	17.0	18.0	19.0
Police Operations	60.7	54.7	56.7	55.7
Support Services	26.0	24.0	24.0	24.0
TOTAL	**168.2**	**167.2**	**168.2**	**170.7**
Non-Departmental				
Facilities Maintenance	9.9	10.0	10.0	10.0
TOTAL GENERAL FUND	**282.7**	**284.8**	**287.8**	**293.5**

AUTHORIZED POSITIONS (Continued)

Department/Division	1998-99 Full Time Equivalent Positions	1999-00 Full Time Equivalent Positions	2000-01 Full Time Equivalent Positions	2002-02 Full Time Equivalent Positions (Approved)
Water & Sewer Fund				
Administration	4.0	4.0	4.6	6.5
Water	37.0	37.0	37.0	37.0
Wastewater	34.0	34.0	34.0	34.0
Utilities Maintenance	18.0	19.0	19.0	16.0
TOTAL	**93.0**	**94.0**	**94.6**	**93.5**
Solid Waste Fund				
Administration	2.0	2.0	3.0	3.0
Residential Collection	14.0	14.0	13.0	13.0
Commercial Collection	8.0	8.0	8.0	8.0
Horticultural Collection	9.0	9.0	9.0	6.0
TOTAL	**33.0**	**33.0**	**33.0**	**30.0**
Streets & Traffic Fund	4.0	4.0	4.0	5.0
Building & Zoning	20.0	21.0	22.5	24.5
Community Redevel Agency	0.0	0.0	2.0	2.5
Stormwater Fund	5.0	6.0	6.0	7.0
City Dock Fund	3.5	4.0	4.0	5.0
Tennis Fund	4.6	5.0	6.0	6.0
Naples Beach Fund	10.7	10.7	11.9	13.3
Information Services Fund	7.0	8.0	9.0	10.0
Equipment Services Fund	11.0	11.0	11.0	11.0
Risk Management	0.5	1.0	1.0	1.0
GRAND TOTAL	**475.0**	**482.5**	**492.8**	**502.3**

CITY OF NAPLES

PROPERTY TAX LEVIES & ASSESSED VALUATION

LAST 10 FISCAL YEARS

YEAR	TAX LEVY	ASSESSED VALUATION
1993	1.2056	$3.89 BILLION
1994	1.2056	$3.93 BILLION
1995	1.1800	$4.06 BILLION
1996	1.1800	$4.20 BILLION
1997	1.1800	$4.50 BILLION
1998	1.1800	$4.83 BILLION
1999	1.1800	$5.14 BILLION
2000	1.1800	$5.96 BILLION
2001	1.1800	$6.80 BILLION
2002	1.1500	$8.51 BILLION

COLLIER COUNTY

PROPERTY TAX LEVIES & ASSESSED VALUATION

LAST 10 FISCAL YEARS

YEAR	TAX LEVY (1)	ASSESSED VALUATION
1993	4.5049	$14.55 BILLION
1994	4.3664	$15.31 BILLION
1995	4.2340	$16.00 BILLION
1996	4.0990	$17.29 BILLION
1997	4.2883	$18.08 BILLION
1998	4.2534	$19.53 BILLION
1999	4.1397	$21.34 BILLION
2000	4.0261	$24.43 BILLION
2001	4.3453	$27.74 BILLION
2002	4.6841	$33.44 BILLION

(1) Countywide Levy plus Unincorporated Levy.

CITY OF NAPLES

DISTRIBUTION OF TAX LEVY

FISCAL YEAR 2002

TAX UNIT	LEVY	PERCENT OF TOTAL
CITY OF NAPLES	1.1500	8.9%
Voted Debt Service	0.1023	.8%
School District	7.1370	54.9%
Collier County	3.8772	29.9%
Water Management	0.2840	2.2%
Pollution Control	0.0420	.3%
Mosquito Control	0.1465	1.1%
Big Cypress Basin	0.2425	1.9%
TOTAL	12.9815	100.0%

Example:

$525,000	Residence
($ 25,000)	Homestead Exemption
$500,000	Taxable Value

CITY OF NAPLES	575.00
Voted Debt Service	51.15
School District	3,568.50
Collier County	1,938.60
Water Management	142.00
Pollution Control	21.00
Mosquito Control	73.25
Big Cypress Basin	121.25
TOTAL	$6,490.75

Agenda Item 2-a
Meeting of 10/1/01

ORDINANCE 01-9336

AN ORDINANCE DETERMINING AND FIXING THE 2001 TAX LEVY AND MILLAGE RATE FOR THE CITY OF NAPLES, EXCLUSIVE OF DEPENDENT TAXING DISTRICTS, FOR THE PURPOSE OF PROVIDING SUFFICIENT FUNDS FOR THE GENERAL FUND OPERATIONS; PROVIDING A SEVERABILITY CLAUSE, A REPEALER PROVISION AND AN EFFECTIVE DATE.

WHEREAS, the 2001 Tax Assessment Roll has been prepared, equalized and certified, showing:

Total Assessed Valuation of
Real and Personal Property.....$8,505,955,599

NOW, THEREFORE, BE IT ORDAINED BY THE COUNCIL OF THE CITY OF NAPLES, FLORIDA:

Section 1. That the operating millage rate for the City of Naples, exclusive of Dependent Taxing Districts for the year 2001 be, and the same is, hereby fixed and determined to be 1.1500 mills.

Section 2. That the voted debt service millage rate for the City of Naples, excluding Dependent Taxing Districts for the year 2001 be, and the same is, hereby fixed and determined to be 0.1023 mills.

Section 3. That the tax levy and millage rate have been fixed and determined in accordance with the following assessments and findings of the City Council, and making allowances for tax delinquents, discounts and losses therein, show, to-wit:

Total General Fund Operations
1.1500 mills.....$9,292,756

Voted Debt Service
0.1023 mills.....$826,651

Section 4. The current year proposed aggregate millage rate of 1.1655 mills exceeds the current year aggregate rolled back rate of .9895 mills by 17.79 percent.

Section 5. If any word, phrase, clause, subsection or section of this ordinance is for any reason held unconstitutional or invalid, the invalidity thereof shall not affect the validity of any remaining portions of this ordinance.

Section 6. That all sections or parts of sections of the Code of Municipal Ordinances, all ordinances or parts of ordinances, and all resolutions or parts of resolutions in conflict herewith, be and the same are hereby repealed to the extent of such conflict.

Section 7. This ordinance shall take effect immediately upon approval at second reading.

APPROVED AT FIRST READING THIS 5TH DAY OF SEPTEMBER, 2001.

PASSED AND ADOPTED AT SECOND READING AND PUBLIC HEARING IN OPEN AND SPECIAL

I hereby certify that the above and foregoing is a true and correct copy of records appearing in the files of the City Clerk's Office, City of Naples, Florida.

Title City Clerk

SESSION OF THE CITY COUNCIL OF THE CITY OF NAPLES, FLORIDA THIS 1ST DAY OF OCTOBER, 2001.

Bonnie R. MacKenzie, Mayor

Attest:

Tara A. Norman, City Clerk
M:\REF\COUNCIL\ORD\01-9336

Approved as to form and legality:

Beverly Grady, City Attorney

Date filed with City Clerk: 10/2/01

Agenda Item 3-c
Meeting of 10/1/01

ORDINANCE 01-9337

AN ORDINANCE ADOPTING THE FINAL BUDGET FOR THE CITY OF NAPLES, EXCLUSIVE OF DEPENDENT TAXING DISTRICTS, FOR FISCAL YEAR COMMENCING OCTOBER 1, 2001 AND ENDING SEPTEMBER 30, 2002; APPROPRIATING FUNDS FOR OPERATING EXPENSES OF THE CITY OF NAPLES FOR THE GENERAL OPERATION OF THE SEVERAL DEPARTMENTS OF THE CITY, INCLUDING UTILITIES, AND FOR CONTRIBUTING TO THE SINKING FUNDS OF THE CITY TO PAY INTEREST ON AND PROVIDE FOR THE RETIREMENT OF THE OUTSTANDING BONDS AND OTHER FIXED OBLIGATIONS OF THE CITY AND THE UTILITY TAX FUND FOR AND DURING THE FISCAL YEAR COMMENCING OCTOBER 1, 2001, AND ENDING SEPTEMBER 30, 2002; PROVIDING A SEVERABILITY CLAUSE, A REPEALER PROVISION AND AN EFFECTIVE DATE.

WHEREAS, the City of Naples adopts a final budget, exclusive of Dependent Taxing Districts, and appropriates funds on an annual basis for the general operation of the several departments of the City, including utilities, and contributes to the sinking funds of the City to pay interest on and to provide for the retirement of bonds; and

WHEREAS, the City of Naples has held a series of workshops and public hearings on the fiscal year 2001-2002 budget;

NOW, THEREFORE, BE IT ORDAINED BY THE COUNCIL OF THE CITY OF NAPLES, FLORIDA:

Section 1. That the budget for the City of Naples, exclusive of the Dependent Taxing Districts, for the fiscal year commencing October 1, 2001 and ending September 30, 2002 is hereby adopted.

Section 2. That for the payment of expenses and obligations of the City of Naples for the fiscal year ending September 30, 2002, there is hereby appropriated out of any monies in the treasury of the City of Naples and any accruing revenues of the City available for said purposes to the funds and for the purposes hereinafter set forth, the sums of money shown in the following schedule:

I hereby certify that the above and foregoing is a true and correct copy of records appearing in the files of the City Clerk's Office, City of Naples, Florida.

Title City Clerk

	Division	Department	Fund
GENERAL FUND:			
Mayor & City Council		$212,819	
City Attorney		493,779	
City Clerk		434,356	
City Manager			
Administration	525,921		
Natural Resources	146,466	672,387	
Human Resources		493,520	
Planning		488,225	
Finance			
Accounting	515,038		
Customer Service	283,902		
Purchasing	241,950	1,040,890	
Engineering		691,137	
Community Services			
Administration	180,006		
Parks & Parkways	2,766,775		
Recreation	1,692,888	4,639,669	
Police & Emergency Svcs			
Administration	875,168		
Criminal Invest.	1,098,014		
Police Operations	3,222,340		
Services	1,567,696		
Fire Operations	3,511,829		
Prevention Services	243,606	10,518,653	
Non-Departmental		2,562,940	
Contingency		200,000	
Transfers Out		504,825	
FUND TOTAL			*$22,953,200*
UTILITY TAX FUND:			
Capital Improvements	$1,952,274		
Debt Service	2,564,464		
Transfers Out	260,800		
Contingency	100,000		
FUND TOTAL			*$4,877,538*
SPECIAL REVENUE FUNDS:			
Streets & Traffic			$3,571,262
Naples Beach Fund			$1,180,394
Community Redevelopment			$563,191
Bldg & Zoning			$1,882,918
CITY DOCK ENTERPRISE FUND:			$1,686,367
TENNIS ENTERPRISE FUND:			$408,580

WATER/SEWER ENTERPRISE FUND:		
Administration	$998,934	
Water Production	3,001,909	
Water Distribution	1,231,356	
Wastewater Treatment	1,744,554	
Wastewater Collection	796,939	
Utilities Maintenance	1,175,254	
Debt Service	4,893,279	
Capital Projects	2,810,500	
Transfers Out	3,930,600	
FUND TOTAL		*$20,583,325*
SOLID WASTE ENTERPRISE FUND:		$4,888,516
STORMWATER ENTERPRISE FUND:		$1,962,832
TOTAL APPROPRIATIONS		$64,558,123
INTERNAL SERVICE FUNDS:		
Information Services		$1,466,880
Equipment Services		$1,745,702
Risk Management		$1,552,363
Health Benefits		$3,248,200
TOTAL INTERNAL SERVICES		$8,013,145

Section 3. Budgetary control is maintained at the department level in the general fund and at the fund level in all other funds.

Section 4. If any word, phrase, clause, subsection or section of this ordinance is for any reason held unconstitutional or invalid, the invalidity thereof shall not affect the validity of any remaining portions of this ordinance.

Section 5. That all sections or parts of sections of the Code of Municipal Ordinances, all ordinances or parts of ordinances, and all resolutions or parts of resolutions in conflict herewith, be and the same are hereby repealed to the extent of such conflict.

Section 6. This ordinance shall take effect immediately upon approval at second reading.

APPROVED AT FIRST READING THIS 5TH DAY OF SEPTEMBER, 2001.

PASSED AND ADOPTED AT SECOND READING AND PUBLIC HEARING IN OPEN AND SPECIAL SESSION OF THE CITY COUNCIL OF THE CITY OF NAPLES, FLORIDA THIS 1ST DAY OF OCTOBER, 2001.

Bonnie R. MacKenzie, Mayor

Attest:

Tara A. Norman, City Clerk

M:\REF\COUNCIL\ORD\01-9337

Approved as to form and legality:

Beverly Grady, City Attorney

Date filed with City Clerk: 10/2/01

General Fund

GENERAL

FUND

FISCAL YEAR 2002
GENERAL FUND
SUMMARY

BEGINNING BALANCE - UNDESIGNATED RESERVES (1)			**$1,053,200**
ADD:	**BUDGETED REVENUES:**		
	Ad Valorem Tax	$9,153,700	
	Sales Tax	2,800,000	
	Fees & Licenses	306,000	
	Franchise Fees	4,242,400	
	Services Provided	332,000	
	Recreation Revenues	596,000	
	Fines & Forfeitures	336,300	
	State Shared Revenues	510,000	
	Transfers - Reimburse Admin.	4,125,700	
	Other Revenue	551,100	$22,953,200
TOTAL AVAILABLE RESOURCES			**$24,006,400**
LESS:	**BUDGETED EXPENDITURES:**		
	Mayor & Council	212,819	
	City Attorney	493,779	
	City Clerk	434,356	
	City Manager	672,387	
	Human Resources	493,520	
	Planning	488,225	
	Finance	1,040,890	
	Police & Emergency Services	10,518,653	
	Engineering	691,137	
	Community Services	4,639,669	
	Non-Departmental	1,855,640	
	Transfer - Self Insurance	707,300	
	Transfer - Other Funds	504,825	
	Contingency	200,000	22,953,200
BUDGETED CASH FLOW			**$0**
ENDING BALANCE - UNDESIGNATED RESERVES			**$1,053,200**

(1) Audited undesignated reserves as of 9/30/00, less funds budgeted in fiscal year 2001. 10% of budget for Emergency Reserve has been removed.

FISCAL YEAR 2002
GENERAL FUND REVENUE BY SOURCE
$22,953,200

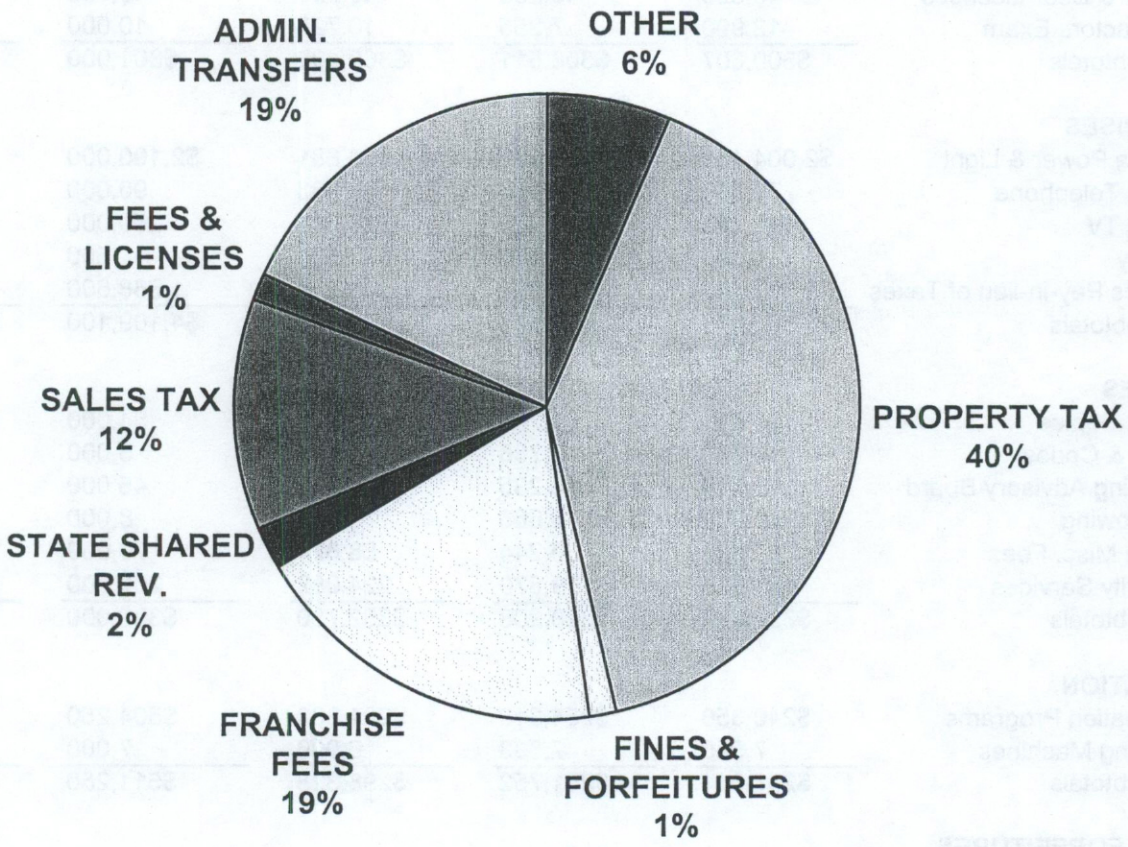

CITY OF NAPLES
GENERAL FUND
REVENUE SUMMARY

CLASSIFICATIONS:	ACTUAL 1997-98	ACTUAL 1998-99	ACTUAL 1999-00	PROJECTED 2000-01	BUDGET 2001-02
TAXES					
Ad Valorem Tax (1.15 Mils)	$5,490,397	$5,811,829	$6,713,341	$7,621,000	$9,153,700
Mobile Home Tax	1,503	1,429	11,954	1,500	1,500
Fuel Tax Refund	34,256	24,073	24,963	25,000	25,000
Subtotals	$5,526,156	$5,837,331	$6,750,258	$7,647,500	$9,180,200
FEES & LICENSES					
Occupational Licenses	$240,132	$245,893	$248,534	$245,000	$245,000
Engineering Permits	1,165	1,155	920	1,000	1,000
Liquor & Beer Licenses	46,520	49,208	49,220	45,000	50,000
Contractors Exam	12,990	7,255	10,728	10,000	10,000
Subtotals	$300,807	$303,511	$309,402	$301,000	$306,000
FRANCHISES					
Florida Power & Light	$2,004,131	$2,049,093	$2,010,681	$2,100,000	$2,300,000
Sprint Telephone	78,330	81,925	89,383	90,000	95,000
Cable TV	199,712	235,429	283,584	250,000	250,000
Trolley	1,000	500	500	500	500
Utilities Pay-in-lieu of Taxes	1,379,400	1,458,924	1,598,200	1,668,600	1,596,900
Subtotals	$3,662,573	$3,825,871	$3,982,348	$4,109,100	$4,242,400
SERVICES					
Xerox Copies	$5,611	$1,707	$6,829	$4,000	$4,000
Maps & Codes	8,743	3,786	5,747	5,000	5,000
Planning Advisory Board	43,418	48,235	44,112	45,000	45,000
Lot Mowing	9,284	6,666	13,136	8,000	8,000
Police Misc. Fees	80,003	80,244	58,824	70,000	70,000
Security Services	185,518	179,570	224,082	200,000	200,000
Subtotals	$332,577	$320,208	$352,730	$332,000	$332,000
RECREATION					
Recreation Programs	$240,356	$254,219	$291,332	$504,250	$589,000
Vending Machines	7,555	7,533	6,996	7,000	7,000
Subtotals	$247,911	$261,752	$298,328	$511,250	$596,000
FINES & FORFEITURES					
City School Crossing Fines	$661	$323	$210	$300	$300
City Fines	62,486	99,293	95,493	85,000	85,000
Police Training	1,402	1,893	1,154	1,000	1,000
County Court Fines	277,748	310,775	298,672	250,000	250,000
Subtotals	$342,297	$412,284	$395,529	$336,300	$336,300

CITY OF NAPLES
GENERAL FUND
REVENUE SUMMARY

CLASSIFICATIONS:	ACTUAL 1997-98	ACTUAL 1998-99	ACTUAL 1999-00	PROJECTED 2000-01	BUDGET 2001-02
STATE SHARED REVENUE					
Cigarette Tax (1)	$227,128	$205,150	$168,537	-	-
State Firefighters Ed.	9,382	9,690	9,935	10,000	10,000
State Revenue Sharing (1)	306,657	292,933	323,322	500,000	500,000
General Use Sales Tax	2,199,376	2,333,815	2,514,209	2,650,000	2,800,000
Subtotals	$2,742,543	$2,841,588	$3,016,003	$3,160,000	$3,310,000
MISCELLANEOUS					
Interest Earned	$384,300	$210,732	$308,188	$325,000	$325,000
Grants	62,714	89,018	78,390	35,000	-
Other Income	20,048	39,492	186,573	40,000	40,000
Airport Authority	154,779	138,854	126,683	155,000	159,600
Subtotals	$621,841	$478,096	$699,834	$555,000	$524,600
REIMBURSED ADMINISTRATION					
Water/Sewer Fund	$1,879,896	$1,983,904	$1,937,936	$2,034,800	$2,199,700
Solid Waste Fund	304,896	320,100	335,000	351,800	345,700
Stormwater Fund	130,104	136,596	166,800	175,100	164,100
City Dock Fund	88,704	93,096	87,900	92,300	98,000
Naples Beach Fund	240,396	252,396	246,300	258,600	283,200
Capital Improvement Fund	155,604	163,404	202,400	212,500	167,900
Pension Funds	25,296	26,604	27,800	29,200	29,500
Self-Insurance Funds	119,892	125,892	136,100	142,900	55,800
Debt Service Fund	66,900	70,200	73,100	76,800	92,900
Equipment Service Fund	88,704	93,096	111,400	117,000	124,900
Streets Fund	357,804	375,696	348,100	365,500	375,000
Community Redevelopment	-	9,996	24,800	42,600	75,900
Building & Zoning Fund	-	-	90,000	102,800	113,100
Subtotals	$3,458,196	$3,650,980	$3,787,636	$4,001,900	$4,125,700
GRAND TOTAL	**$17,234,901**	**$17,931,621**	**$19,592,068**	**$20,954,050**	**$22,953,200**
Fiscal Year-End Unrestricted Reserves	$2,500,451	$880,988 (2)	$1,134,219 (2)	$1,053,200 (2)	$1,053,200 (2)

(1) Beginning September 2000, Cigarette Tax merged with State Revenue Sharing.
(2) 10% of budget for emergency reserve has been removed.

FISCAL YEAR 2002
GENERAL FUND
EXPENDITURES BY DEPARTMENT
$22,953,200

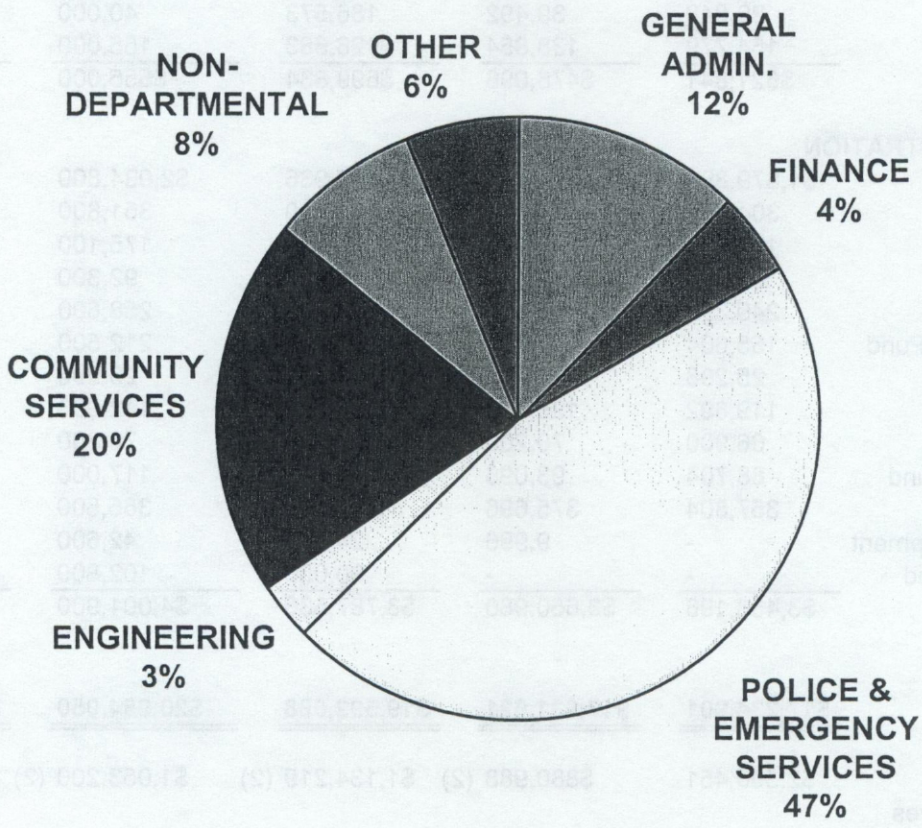

FISCAL YEAR 2002
GENERAL FUND
EXPENDITURES BY CATEGORY
$22,953,200

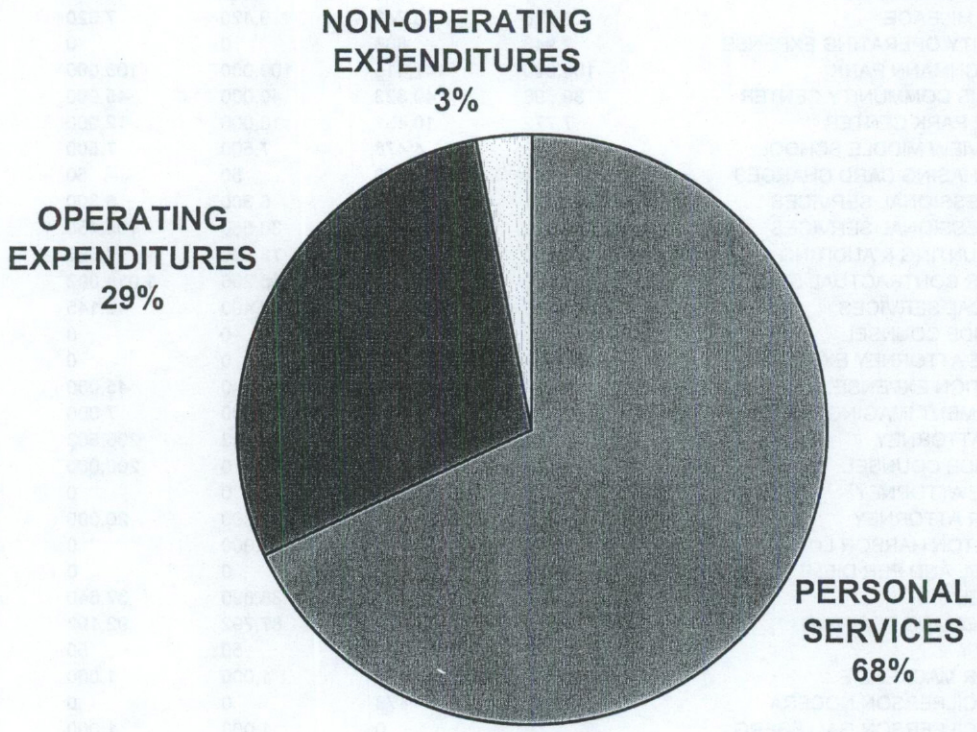

FISCAL YEAR 2002
BUDGET DETAIL
GENERAL FUND

	ACCOUNT DESCRIPTION	98 - 99 ACTUALS	99 - 00 ACTUALS	00 - 01 ORIGINAL BUDGET	01 - 02 APPROVED	PERCENT CHANGE FY 01 - 02
PERSONAL SERVICES						
10-20	REGULAR SALARIES & WAGES	9,009,282	9,947,400	10,242,410	10,959,704	7.00%
10-30	OTHER SALARIES	384,754	420,315	376,261	438,904	16.65%
10-32	STATE INCENTIVE PAY	97,150	86,203	82,811	88,966	7.43%
10-40	OVERTIME	447,349	730,821	318,153	422,363	32.75%
10-41	SPECIAL DUTY PAY	141,908	172,879	180,000	180,000	0.00%
10-42	HOLIDAY PAY	93,658	67,491	150,609	166,907	10.82%
25-01	FICA	761,209	847,982	795,791	823,230	3.45%
25-03	RETIREMENT CONTRIBUTIONS	319,059	327,005	355,684	400,924	12.72%
25-04	LIFE/HEALTH INSURANCE	974,465	1,003,215	1,269,963	1,565,148	23.24%
29-00	GENERAL & MERIT INC.	0	0	443,480	566,499	27.74%
	TOTAL PERSONAL EXPENSES	**12,228,834**	**13,603,311**	**14,215,162**	**15,612,645**	**9.83%**
OPERATING EXPENSES						
30-00	OPERATING EXPENDITURES	117,937	117,914	138,440	141,725	2.37%
30-02	HOUSING ASSISTANCE PMT	0	3,750	18,000	18,000	0.00%
30-05	COUNTY LAND FILL	1,051	351	4,000	2,000	-50.00%
30-10	AUTO MILEAGE	8,276	15,749	9,420	7,620	-19.11%
30-20	FACILITY OPERATING EXPENSE	2,943	868	0	0	0.00%
30-21	FLEISCHMANN PARK	104,036	147,415	100,000	100,000	0.00%
30-22	NORRIS COMMUNITY CENTER	39,596	40,323	40,000	45,000	12.50%
30-23	RIVER PARK CENTER	7,772	10,431	10,000	12,000	20.00%
30-24	GULFVIEW MIDDLE SCHOOL	563	4,478	7,500	7,500	0.00%
30-61	PURCHASING CARD CHARGES	1,699	0	50	50	0.00%
31-00	PROFESSIONAL SERVICES	10,421	12,137	6,300	6,300	0.00%
31-01	PROFESSIONAL SERVICES	253,383	82,841	30,550	105,450	245.17%
31-02	ACCOUNTING & AUDITING	68,660	75,213	72,000	77,600	7.78%
31-04	OTHER CONTRACTUAL SVCS	962,602	843,598	1,018,256	1,018,002	-0.02%
31-07	MEDICAL SERVICES	23,125	23,571	39,400	42,145	6.97%
31-09	OUTSIDE COUNSEL	177,739	0	0	0	0.00%
31-10	CABLE ATTORNEY EXPENSE	7,067	0	0	0	0.00%
31-50	ELECTION EXPENSE	177	39,990	0	45,000	0.00%
31-51	DOCUMENT IMAGING	1,380	7,963	5,000	7,000	40.00%
32-01	CITY ATTORNEY	0	206,039	170,503	206,503	21.11%
32-10	OUTSIDE COUNSEL	0	66,171	0	200,000	0.00%
32-11	CABLE ATTORNEY	0	11,899	0	0	0.00%
32-12	LABOR ATTORNEY	0	80,265	27,000	20,000	-25.93%
32-21	HAMILTON HARBOR LITIGATION	0	58,087	300,000	0	-100.00%
40-00	TRAVEL AND PER DIEM	-408	25	0	0	0.00%
40-01	TRAVEL	51,548	24,909	38,890	37,640	-3.21%
40-02	SCHOOL AND TRAINING	59,819	56,246	87,792	92,192	5.01%
40-03	SAFETY	30	0	50	50	0.00%
40-22	MAYOR MACKENZIE	0	0	1,000	1,000	0.00%
40-23	COUNCILPERSON NOCERA	4,727	478	0	0	0.00%
40-24	COUNCILPERSON GALLEBERG	0	0	1,000	1,000	0.00%
40-25	COUNCILPERSON TAYLOR	0	0	1,000	1,000	0.00%
40-26	COUNCILPERSON TARRANT	0	0	1,000	1,000	0.00%
40-28	COUNCILPERSON HERMS	0	0	1,000	1,000	0.00%
40-29	COUNCILPERSON WISEMAN	0	0	1,000	1,000	0.00%
40-31	COUNCILPERSON MACILVAINE	0	0	1,000	1,000	0.00%
41-00	COMMUNICATIONS	147,201	159,652	165,457	192,175	16.15%
41-01	TELEPHONE	332	111	1,400	1,900	35.71%
41-02	FAX & MODEMS	240	0	2,500	4,900	96.00%
41-03	RADIO & PAGER	566	0	850	350	-58.82%
42-00	TRANSPORTATION	-75	18	14,000	24,000	71.43%
42-01	VEHICLES & EQUIPMENT	0	0	0	500	0.00%
42-02	POSTAGE & FREIGHT	56,463	57,003	75,500	75,328	-0.23%
42-10	EQUIP.SERVICES - REPAIRS	486,181	538,475	521,100	577,552	10.83%
42-11	EQUIP. SERVICES - FUEL	98,273	138,575	132,400	136,750	3.29%
43-00	UTILITY SERVICES	0	350	0	0	0.00%
43-01	ELECTRICITY	233,537	494,390	531,250	610,925	15.00%

FISCAL YEAR 2002
PRELIMINARY BUDGET
GENERAL FUND

	ACCOUNT DESCRIPTION	98 - 99 ACTUALS	99 - 00 ACTUALS	00 - 01 ORIGINAL BUDGET	01 - 02 APPROVED	PERCENT CHANGE FY 01 - 02
OPERATING EXPENSES (Cont.)						
43-02	WATER, SEWER, GARBAGE	272,891	253,426	290,883	300,477	3.30%
44-00	RENTALS & LEASES	17,560	27,022	24,300	25,050	3.09%
44-01	BUILDING RENTAL	28,150	0	43,370	45,540	5.00%
45-22	SELF INS. PROPERTY DAMAGE	726,096	570,600	599,100	707,300	18.06%
46-00	REPAIR AND MAINTENANCE	219,426	234,440	173,518	173,438	-0.05%
46-02	BUILDINGS & GROUND MAINT.	0	0	3,232	1,217	-62.35%
46-03	EQUIP. MAINT. CONTRACTS	781	44	500	0	-100.00%
46-04	EQUIP. MAINTENANCE	696	1,704	14,800	14,500	-2.03%
46-05	STORM REPAIR	70	315	0	0	0.00%
46-06	OTHER MAINTENANCE	6,681	6,363	6,500	6,500	0.00%
46-14	HYDRANT MAINTENANCE	973	694	500	500	0.00%
46-15	RED TIDE CLEAN UP	0	5,046	0	0	0.00%
47-00	PRINTING AND BINDING	33,961	41,059	53,650	53,007	-1.20%
47-01	LEGAL ADS	38,260	38,078	40,600	39,500	-2.71%
47-02	ADVERTISING (NON LEGAL)	9,661	10,220	19,250	23,871	24.01%
47-03	COUNCIL PACKETS	6,725	6,342	7,000	7,000	0.00%
47-05	PHOTO AND VIDEO	0	0	1,500	1,500	0.00%
47-06	DUPLICATING	11,314	11,116	21,330	22,100	3.61%
49-00	OTHER CURRENT CHARGES	63,127	68,001	74,342	79,087	6.38%
49-02	INFORMATION SERVICES	212,742	359,214	430,135	519,400	20.75%
49-03	SPECIAL ECONOMIC DEV.	2,642	1,100	9,000	9,000	0.00%
49-04	EMPLOYEE DEVELOPMENT	2,183	6,421	8,000	8,000	0.00%
49-05	SPECIAL EVENTS	1,985	3,770	74,000	85,000	14.86%
49-06	AWARDS	11,571	4,873	10,000	10,000	0.00%
49-07	EMPLOYEE RECOGNITION	0	0	1,000	1,000	0.00%
49-14	WILDERNESS REIMBURSEMENT	0	15,000	0	0	0.00%
49-50	NAPLES REPORT PROJECT	5,151	490	0	0	0.00%
51-00	OFFICE SUPPLIES	39,770	37,929	45,150	49,700	10.08%
51-01	STATIONERY & PAPER	1,196	727	2,966	5,100	71.95%
51-02	OTHER OFFICE SUPPLIES	3,033	3,711	2,950	3,250	10.17%
51-06	RESALE SUPPLIES	0	0	10,000	20,000	100.00%
52-00	OPERATING SUPPLIES	399,374	330,311	326,478	411,920	26.17%
52-01	RECREATIONAL PGM. EXPENSE	128	30	6,000	6,000	0.00%
52-07	UNIFORMS	11,364	37,163	68,347	70,377	2.97%
52-08	SHOP SUPPLIES	0	126	0	0	0.00%
52-09	OTHER CLOTHING	5,084	9,304	10,900	11,750	7.80%
52-10	JANITORIAL SUPPLIES	29,664	26,720	36,904	44,364	20.21%
52-11	OTHER OPERATING	12,255	876	0	0	0.00%
52-23	VESTS	0	0	0	1,500	0.00%
52-31	TREE PLANTING & SUPPLIES	101,988	129,047	0	0	0.00%
52-80	CHEMICALS	1,422	0	700	700	0.00%
54-00	BOOKS, PUBS, SUBS, MEMBS	2,392	2,629	3,750	4,500	20.00%
54-01	MEMBERSHIPS	17,363	19,148	18,235	17,850	-2.11%
54-02	BOOKS, PUBS, SUBS.	7,077	7,896	9,280	10,350	11.53%
	TOTAL OPERATING EXPENSES	**5,231,617**	**5,590,240**	**6,022,778**	**6,613,505**	**9.81%**
NON-OPERATING EXPENSES						
60-30	IMPROVEMENTS O/T BUILDING	30,828	1,647	0	0	0.00%
60-40	MACHINERY EQUIP	61,899	24,866	19,375	22,225	14.71%
60-80	COMPUTER PURCHASES	4,880	0	0	0	0.00%
91-00	TRANSFERS OUT	124,008	140,200	134,100	154,200	14.99%
91-39	STREETS FUND	0	0	0	350,625	0.00%
99-01	OPERATING CONTINGENCY	0	0	200,000	200,000	0.00%
	TOTAL NON-OPERATING EXPENSES	**221,615**	**166,713**	**353,475**	**727,050**	**105.69%**
	TOTAL EXPENSES	**$17,682,066**	**$19,360,264**	**$20,591,415**	**$22,953,200**	**11.47%**

Administration

MAYOR & CITY COUNCIL

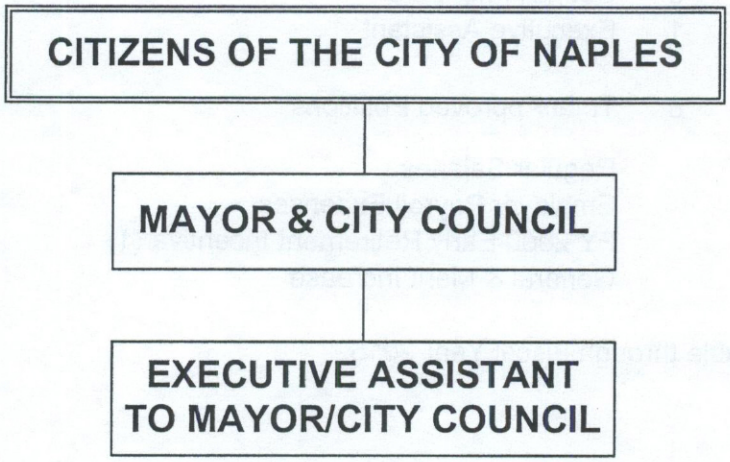

AUTHORIZED PERSONNEL:

	2001 BASE BUDGET	2001 REVISED BUDGET	2002 DEPT REQUEST	2002 APPVD BUDGET
ELECTED OFFICIALS	7	7	7	7
EXEC ASST. TO MAYOR/COUNCIL	1	1	1	1

FISCAL YEAR 2002
BUDGET DETAIL

FUND: **001 MAYOR AND CITY COUNCIL**

#	JOB TITLE	FY 2002 APPROVED
MAYOR AND CITY COUNCIL		
1	Mayor	$20,000
6	Council Members	84,000
1	Executive Assistant	34,888
8	Total Approved Positions	138,888
	Regular Salaries	138,888
	Employer Payroll Expenses	43,695
	FY 2000 Early Retirement Incentive (1)	2,500
	General & Merit Increase	2,286
		$187,369

(1) Payable through Fiscal Year 2015

FISCAL YEAR 2002
BUDGET DETAIL
MAYOR & CITY COUNCIL

001.0101.511

	ACCOUNT DESCRIPTION	98 - 99 ACTUALS	99 - 00 ACTUALS	00 - 01 ORIGINAL BUDGET	01 - 02 DEPARTMENT APPROVED	PERCENT CHANGE FY 01 - 02
PERSONAL SERVICES						
10-20	REGULAR SALARIES & WAGES	130,995	143,166	136,458	138,888	1.78%
25-01	FICA	9,497	10,376	9,649	9,786	1.42%
25-03	RETIREMENT CONTRIBUTIONS	1,707	1,570	3,961	4,057	2.42%
25-04	LIFE/HEALTH INSURANCE	28,999	21,108	24,695	32,352	31.01%
29-00	GENERAL & MERIT INC.	0	0	1,893	2,286	20.76%
	TOTAL PERSONAL SERVICES	**171,198**	**176,220**	**176,656**	**187,369**	**6.06%**
OPERATING EXPENSES						
30-00	OPERATING EXPENDITURES	0	436	0	0	0.00%
30-10	AUTO MILEAGE	0	0	500	500	0.00%
40-22	MAYOR MACKENZIE	0	0	1,000	1,000	0.00%
40-23	COUNCILPERSON NOCERA	4,727	478	0	0	0.00%
40-24	COUNCILPERSON GALLEBERG	0	0	1,000	1,000	0.00%
40-25	COUNCILPERSON TAYLOR	0	0	1,000	1,000	0.00%
40-26	COUNCILPERSON TARRANT	0	0	1,000	1,000	0.00%
40-28	COUNCILPERSON HERMS	0	0	1,000	1,000	0.00%
40-29	COUNCILPERSON WISEMAN	0	0	1,000	1,000	0.00%
40-31	COUNCILPERSON MACILVAINE	0	0	1,000	1,000	0.00%
41-00	COMMUNICATIONS	4,493	3,969	3,000	3,000	0.00%
46-00	REPAIR AND MAINTENANCE	44	44	200	200	0.00%
47-00	PRINTING AND BINDING	152	844	1,000	1,000	0.00%
47-06	DUPLICATING	0	400	500	750	50.00%
49-00	OTHER CURRENT CHARGES	0	5,000	0	0	0.00%
49-03	SPECIAL ECONOMIC DEVELOPMENT	2,642	1,100	9,000	9,000	0.00%
49-14	WILDERNESS REIMBURSEMENT	0	15,000	0	0	0.00%
51-00	OFFICE SUPPLIES	0	477	500	750	50.00%
51-02	OTHER OFFICE SUPPLIES	544	1,166	1,200	1,500	25.00%
54-01	MEMBERSHIPS	136	1,605	1,500	1,750	16.67%
	TOTAL OPERATING EXPENSES	**12,738**	**30,519**	**24,400**	**25,450**	**4.30%**
	TOTAL EXPENSES	**$183,936**	**$206,739**	**$201,056**	**$212,819**	**5.85%**

CITY ATTORNEY

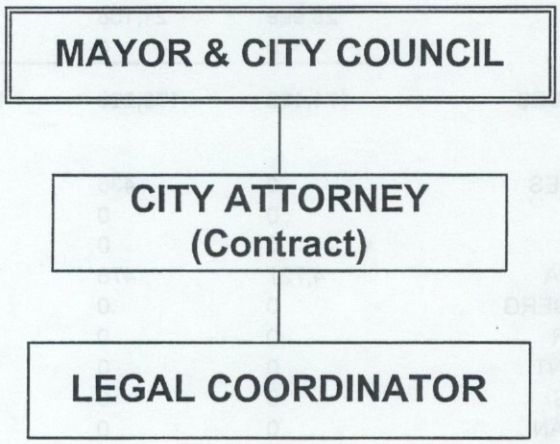

AUTHORIZED PERSONNEL:

	2001 BASE BUDGET	2001 REVISED BUDGET	2002 DEPT REQUEST	2002 APPVD BUDGET
CITY ATTORNEY OFFICE	1	1	1	1

FISCAL YEAR 2002
BUDGET DETAIL

FUND: **001 CITY ATTORNEY**

#	JOB TITLE	FY 2002 APPROVED
CITY ATTORNEY		
1	Legal Coordinator	$48,014
1	Total Approved Positions	48,014
	Regular Salaries	48,014
	Employer Payroll Expenses	11,092
	General & Merit Increase	3,170
		$62,276

FISCAL YEAR 2002
BUDGET DETAIL
CITY ATTORNEY

001.0201.514

	ACCOUNT DESCRIPTION	98 - 99 ACTUALS	99 - 00 ACTUALS	00 - 01 ORIGINAL BUDGET	01 - 02 DEPARTMENT APPROVED	PERCENT CHANGE FY 01 - 02
PERSONAL SERVICES						
10-20	REGULAR SALARIES & WAGES	48,174	48,855	46,616	48,014	3.00%
25-01	FICA	3,533	3,682	3,511	3,642	3.73%
25-03	RETIREMENT CONTRIBUTIONS	2,022	2,093	2,098	2,161	3.00%
25-04	LIFE/HEALTH INSURANCE	3,805	3,886	4,533	5,289	16.68%
29-00	GENERAL & MERIT INC.	0	0	2,719	3,170	16.59%
	TOTAL PERSONAL SERVICES	**57,534**	**58,516**	**59,477**	**62,276**	**4.71%**
OPERATING EXPENSES						
30-00	OPERATING EXPENDITURES	61	0	2,500	2,500	0.00%
31-01	PROFESSIONAL SERVICES	1,579	0	5,000	5,000	0.00%
31-04	OTHER CONTRACTUAL SERVICES	0	200	0	0	0.00%
31-09	OUTSIDE COUNSEL	177,739	0	0	0	0.00%
31-10	CABLE ATTORNEY EXPENSE	7,067	0	0	0	0.00%
32-01	CITY ATTORNEY	0	206,039	170,503	206,503	21.11%
32-10	OUTSIDE COUNSEL	0	9,840	0	200,000	0.00%
32-11	CABLE ATTORNEY	0	11,899	0	0	0.00%
32-21	HAMILTON HARBOR LITIGATION	0	58,087	300,000	0	-100.00%
40-01	TRAVEL	386	909	1,500	1,500	0.00%
40-02	SCHOOL AND TRAINING	1,049	58	1,000	1,000	0.00%
41-00	COMMUNICATIONS	1,991	2,072	2,000	2,000	0.00%
46-04	EQUIP. MAINTENANCE	402	496	2,500	2,500	0.00%
47-06	DUPLICATING	2	1	500	500	0.00%
49-00	OTHER CURRENT CHARGES	664	926	2,500	2,500	0.00%
51-01	STATIONERY	852	643	1,500	1,500	0.00%
54-01	MEMBERSHIPS	496	314	500	500	0.00%
54-02	BOOKS, PUBS, SUBS.	5,404	5,812	5,500	5,500	0.00%
	TOTAL OPERATING EXPENSES	**197,698**	**297,296**	**495,503**	**431,503**	**-12.92%**
NON-OPERATING EXPENSES						
60-40	MACHINERY EQUIP	5,705	0	0	0	0.00%
	TOTAL NON-OPERATING EXPENSES	**5,705**	**0**	**0**	**0**	**0.00%**
	TOTAL EXPENSES	**$260,937**	**$355,812**	**$554,980**	**$493,779**	**-11.03%**

CITY CLERK

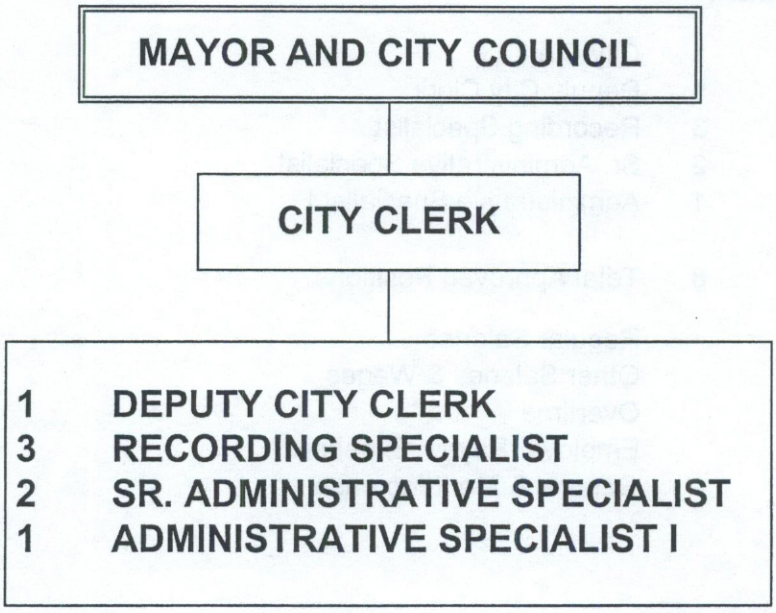

AUTHORIZED PERSONNEL:

	2001 BASE BUDGET	2001 REVISED BUDGET	2002 DEPT REQUEST	2002 APPVD BUDGET
CITY CLERK	7	8	8	8

FISCAL YEAR 2002
BUDGET DETAIL

FUND: **001 CITY CLERK**

#	JOB TITLE	FY 2002 APPROVED
CITY CLERK		
1	City Clerk	$60,165
1	Deputy City Clerk	38,983
3	Recording Specialist	73,193
2	Sr. Administrative Specialist	57,695
1	Administrative Specialist I	19,781
8	Total Approved Positions	249,817
	Regular Salaries	249,817
	Other Salaries & Wages	1,500
	Overtime	4,000
	Employer Payroll Expenses	73,445
	General & Merit Increase	16,299
		$345,061

FISCAL YEAR 2002
BUDGET DETAIL
CITY CLERK

001.0301.519

	ACCOUNT DESCRIPTION	98 - 99 ACTUALS	99 - 00 ACTUALS	00 - 01 ORIGINAL BUDGET	01 - 02 APPROVED	PERCENT CHANGE FY 01 - 02
PERSONAL SERVICES						
10-20	REGULAR SALARIES & WAGES	167,158	191,136	205,341	249,817	21.66%
10-30	OTHER SALARIES	5,439	14,090	1,500	1,500	0.00%
10-40	OVERTIME	597	2,606	4,000	4,000	0.00%
25-01	FICA	12,805	15,507	15,193	18,627	22.60%
25-03	RETIREMENT CONTRIBUTIONS	5,474	6,230	7,342	9,357	27.44%
25-04	LIFE/HEALTH INSURANCE	23,558	23,439	31,459	45,461	44.51%
29-00	GENERAL & MERIT INC.	0	0	11,792	16,299	38.22%
	TOTAL PERSONAL SERVICES	**215,031**	**253,008**	**276,627**	**345,061**	**24.74%**
OPERATING EXPENSES						
30-00	OPERATING EXPENDITURES	1,904	1,088	2,750	2,750	0.00%
31-01	PROFESSIONAL SERVICES	8,285	16,690	16,500	14,000	-15.15%
31-51	DOCUMENT IMAGING	1,380	7,963	5,000	7,000	40.00%
40-01	TRAVEL	1,696	610	2,500	2,000	-20.00%
40-02	SCHOOL AND TRAINING	450	973	2,500	2,000	-20.00%
41-00	COMMUNICATIONS	3,274	3,408	2,500	3,500	40.00%
46-00	REPAIR AND MAINTENANCE	2,339	1,307	6,400	6,400	0.00%
47-01	LEGAL ADS	25,745	27,192	28,000	28,000	0.00%
47-03	COUNCIL PACKETS	6,725	6,342	7,000	7,000	0.00%
47-06	DUPLICATING	2,515	3,142	3,000	3,500	16.67%
49-00	OTHER CURRENT CHARGES	539	1,231	1,500	4,095	173.00%
51-00	OFFICE SUPPLIES	3,010	2,580	3,050	3,050	0.00%
52-00	OPERATING SUPPLIES	1,351	1,934	2,500	2,500	0.00%
52-11	OTHER OPERATING	12,255	876	0	0	0.00%
54-00	BOOKS, PUBS, SUBS, MEMBS	190	0	0	0	0.00%
54-01	MEMBERSHIPS	1,078	985	1,500	1,500	0.00%
	TOTAL OPERATING EXPENSES	**72,736**	**76,321**	**84,700**	**87,295**	**3.06%**
NON-OPERATING EXPENSES						
60-40	MACHINERY EQUIP	959	3,599	0	2,000	0.00%
	TOTAL NON-OPERATING EXPENSES	**959**	**3,599**	**0**	**2,000**	**0.00%**
	TOTAL EXPENSES	**$288,726**	**$332,928**	**$361,327**	**$434,356**	**20.21%**

CITY MANAGER

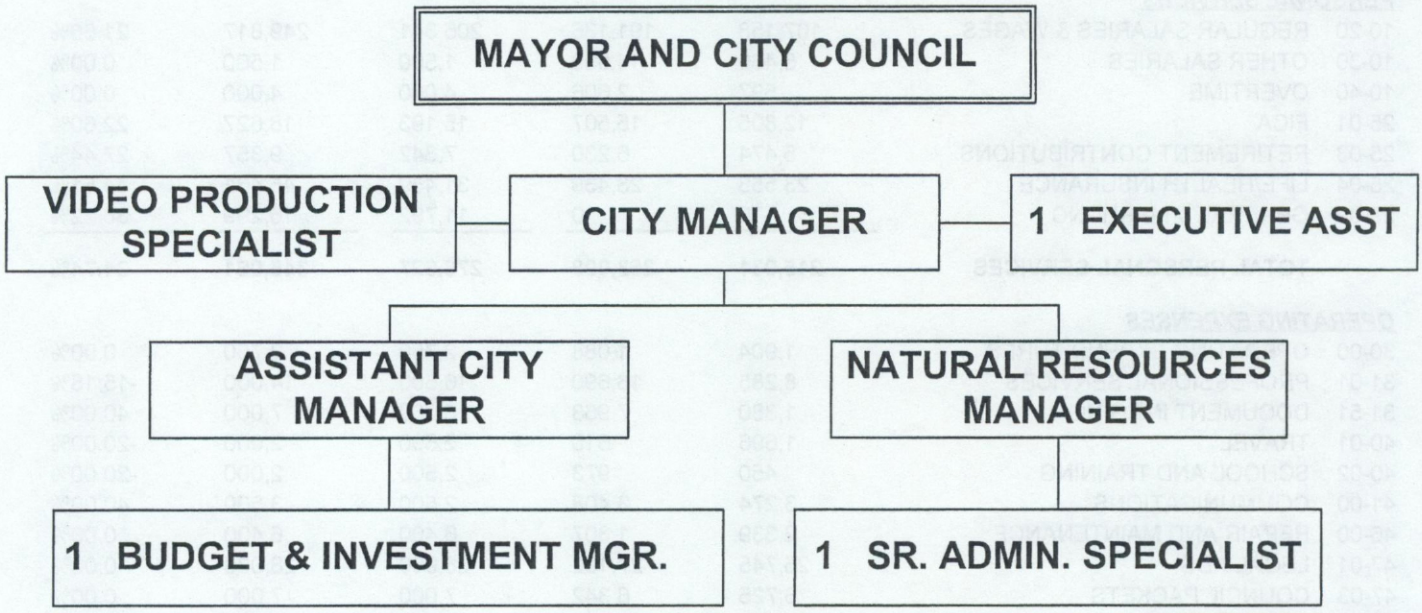

AUTHORIZED PERSONNEL:

	2001 BASE BUDGET	2001 REVISED BUDGET	2002 DEPT REQUEST	2002 APPVD BUDGET
CITY MANAGER	6	6	7	7

FISCAL YEAR 2002
BUDGET DETAIL

FUND: 001 CITY MANAGER

#	JOB TITLE	FY 2002 APPROVED
CITY MANAGER		
1	City Manager	$103,283
1	Assistant City Manager	97,624
1	Budget & Investment Manager	47,852
1	Executive Assistant	36,967
1	Video Production Specialist	28,440
NATURAL RESOURCES		
1	Natural Resources Manager	73,529
1	Sr. Administrative Specialist	22,693
7	Total Approved Positions	410,388
	Regular Salaries	410,388
	Other Salaries & Wages	2,000
	Overtime	800
	Employer Payroll Expenses	95,498
	General & Merit Increase	27,196
		$535,882

FISCAL YEAR 2002
BUDGET DETAIL
CITY MANAGER
DEPARTMENT SUMMARY

	ACCOUNT DESCRIPTION	98 - 99 ACTUALS	99 - 00 ACTUALS	00 - 01 ORIGINAL BUDGET	01 - 02 DEPARTMENT APPROVED	PERCENT CHANGE FY 01 - 02
PERSONAL SERVICES						
10-20	REGULAR SALARIES & WAGES	383,315	423,443	371,983	410,388	10.32%
10-30	OTHER SALARIES & WAGES	0	0	2,000	2,000	0.00%
10-40	OVERTIME	1,123	1,814	800	800	0.00%
25-01	FICA	25,394	28,167	27,998	30,956	10.57%
25-03	RETIREMENT CONTRIBUTIONS	27,696	24,135	21,715	22,608	4.11%
25-04	LIFE/HEALTH INSURANCE	30,288	27,266	29,543	41,934	41.94%
29-00	GENERAL & MERIT INC.	0	0	21,884	27,196	24.27%
	TOTAL PERSONAL EXPENSES	**467,816**	**504,825**	**475,923**	**535,882**	**12.60%**
OPERATING EXPENSES						
30-00	OPERATING EXPENDITURES	11,656	8,405	14,415	10,500	-27.16%
30-02	HOUSING ASSISTANCE PMT	0	3,750	18,000	18,000	0.00%
30-10	AUTO MILEAGE	4,200	13,375	4,200	4,200	0.00%
31-01	PROFESSIONAL SERVICES	0	7,350	0	75,000	0.00%
40-00	TRAVEL AND PER DIEM	0	25	0	0	0.00%
40-01	TRAVEL	4,044	2,406	4,400	5,500	25.00%
40-02	SCHOOL AND TRAINING	1,240	738	3,500	3,000	-14.29%
41-00	COMMUNICATIONS	5,063	5,580	3,864	4,175	8.05%
42-01	VEHICLES & EQUIPMENT	0	0	0	500	0.00%
42-10	EQUIP.SERVICES - REPAIRS	3,610	607	1,700	1,830	7.65%
42-11	EQUIP. SERVICES - FUEL	197	306	400	400	0.00%
46-00	REPAIR AND MAINTENANCE	88	1,150	200	200	0.00%
47-00	PRINTING AND BINDING	1,664	4,946	5,100	5,100	0.00%
47-01	LEGAL ADS	701	434	1,000	500	-50.00%
47-06	DUPLICATING	9	0	600	50	-91.67%
51-00	OFFICE SUPPLIES	1,850	3,596	3,600	4,050	12.50%
51-02	OTHER OFFICE SUPPLIES	0	0	100	100	0.00%
54-00	BOOKS, PUBS, SUBS, MEMBS	567	1,243	1,000	500	-50.00%
54-01	MEMBERSHIPS	986	1,708	1,900	1,900	0.00%
54-02	BOOKS, PUBS, SUBS	0	0	0	1,000	0.00%
	TOTAL OPERATING EXPENSES	**35,875**	**55,619**	**63,979**	**136,505**	**113.36%**
	TOTAL EXPENSES	**$503,691**	**$560,444**	**$539,902**	**$672,387**	**24.54%**

FISCAL YEAR 2002
BUDGET DETAIL
CITY MANAGER

001.0401.512

	ACCOUNT DESCRIPTION	98 - 99 ACTUALS	99 - 00 ACTUALS	00 - 01 ORIGINAL BUDGET	01 - 02 DEPARTMENT APPROVED	PERCENT CHANGE FY 01 - 02
PERSONAL SERVICES						
10-20	REGULAR SALARIES & WAGES	287,085	322,391	272,859	314,166	15.14%
10-30	OTHER SALARIES	0	0	2,000	2,000	0.00%
10-40	OVERTIME	815	1,475	800	800	0.00%
25-01	FICA	18,467	20,533	20,534	23,760	15.71%
25-03	RETIREMENT CONTRIBUTIONS	20,833	16,590	14,098	15,423	9.40%
25-04	LIFE/HEALTH INSURANCE	22,256	18,888	20,140	30,035	49.13%
29-00	GENERAL & MERIT INC.	0	0	15,973	20,687	29.51%
	TOTAL PERSONAL SERVICES	**349,456**	**379,877**	**346,404**	**406,871**	**17.46%**
OPERATING EXPENSES						
30-00	OPERATING EXPENDITURES	5,317	7,494	5,000	4,000	-20.00%
30-02	HOUSING ASSISTANCE PMT	0	3,750	18,000	18,000	0.00%
30-10	AUTO MILEAGE	4,200	13,375	4,200	4,200	0.00%
31-01	PROFESSIONAL SERVICES	0	0	0	75,000	0.00%
40-00	TRAVEL AND PER DIEM	0	25	0	0	0.00%
40-01	TRAVEL	2,503	837	2,900	3,000	3.45%
40-02	SCHOOL AND TRAINING	676	24	2,000	2,000	0.00%
41-00	COMMUNICATIONS	4,373	4,838	3,200	3,500	9.38%
46-00	REPAIR AND MAINTENANCE	44	1,150	200	200	0.00%
47-00	PRINTING AND BINDING	1,664	4,889	5,000	5,000	0.00%
47-06	DUPLICATING	3	0	500	0	-100.00%
51-00	OFFICE SUPPLIES	1,662	2,837	3,100	3,250	4.84%
54-00	BOOKS, PUBS, SUBS, MEMBS	0	484	500	500	0.00%
54-01	MEMBERSHIPS	395	330	400	400	0.00%
	TOTAL OPERATING EXPENSES	**20,837**	**40,033**	**45,000**	**119,050**	**164.56%**
	TOTAL EXPENSES	**$370,293**	**$419,910**	**$391,404**	**$525,921**	**34.37%**

FISCAL YEAR 2002
BUDGET DETAIL
NATURAL RESOURCES

001.0404.537

	ACCOUNT DESCRIPTION	98 - 99 ACTUALS	99 - 00 ACTUALS	00 - 01 ORIGINAL BUDGET	01 - 02 APPROVED	PERCENT CHANGE FY 01 - 02
PERSONAL SERVICES						
10-20	REGULAR SALARIES & WAGES	96,230	101,052	99,124	96,222	-2.93%
10-40	OVERTIME	308	339	0	0	0.00%
25-01	FICA	6,927	7,634	7,464	7,196	-3.59%
25-03	RETIREMENT CONTRIBUTIONS	6,863	7,545	7,617	7,185	-5.67%
25-04	LIFE/HEALTH INSURANCE	8,032	8,378	9,403	11,899	26.54%
29-00	GENERAL & MERIT INC.	0	0	5,911	6,509	10.12%
	TOTAL PERSONAL SERVICES	**118,360**	**124,948**	**129,519**	**129,011**	**-0.39%**
OPERATING EXPENSES						
30-00	OPERATING EXPENDITURES	6,339	911	9,415	6,500	-30.96%
31-01	PROFESSIONAL SERVICES	0	7,350	0	0	0.00%
40-01	TRAVEL	1,541	1,569	1,500	2,500	66.67%
40-02	SCHOOL AND TRAINING	564	714	1,500	1,000	-33.33%
41-00	COMMUNICATIONS	690	742	664	675	1.66%
42-01	VEHICLES & EQUIPMENT	0	0	0	500	0.00%
42-10	EQUIP.SERVICES - REPAIRS	3,610	607	1,700	1,830	7.65%
42-11	EQUIP. SERVICES - FUEL	197	306	400	400	0.00%
46-00	REPAIR AND MAINTENANCE	44	0	0	0	0.00%
47-00	PRINTING AND BINDING	0	57	100	100	0.00%
47-01	LEGAL ADS	701	434	1,000	500	-50.00%
47-06	DUPLICATING	6	0	100	50	-50.00%
51-00	OFFICE SUPPLIES	188	759	500	800	60.00%
51-02	OTHER OFFICE SUPPLIES	0	0	100	100	0.00%
54-00	BOOKS, PUBS, SUBS, MEMBS	567	759	500	0	-100.00%
54-01	MEMBERSHIPS	591	1,378	1,500	1,500	0.00%
54-02	BOOKS, PUBS, SUBS	0	0	0	1,000	0.00%
	TOTAL OPERATING EXPENSES	**15,038**	**15,586**	**18,979**	**17,455**	**-8.03%**
	TOTAL EXPENSES	**$133,398**	**$140,534**	**$148,498**	**$146,466**	**-1.37%**

HUMAN RESOURCES

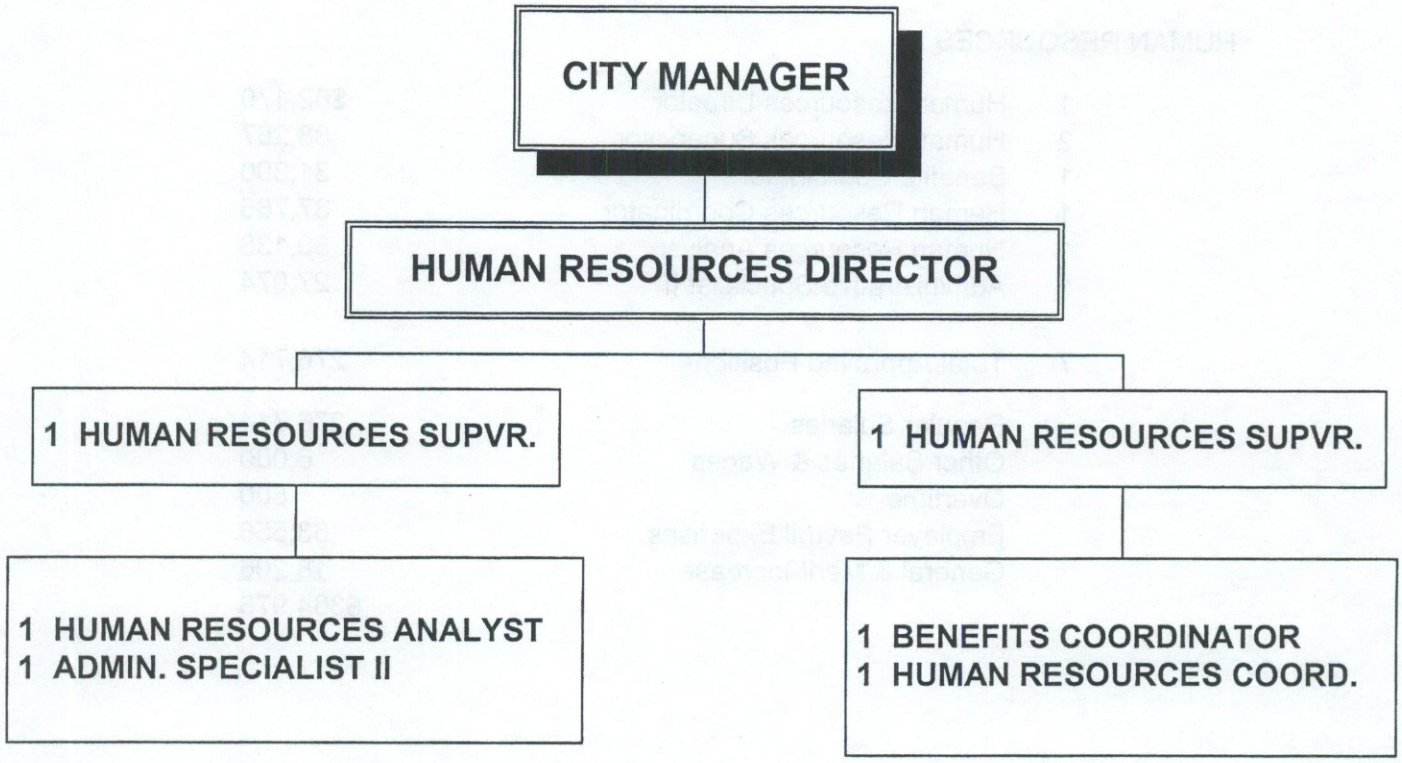

AUTHORIZED PERSONNEL:

	2000 BASE BUDGET	2000 REVISED BUDGET	2001 DEPT REQUEST	2001 APPVD BUDGET
HUMAN RESOURCES	7	7	7	7

FISCAL YEAR 2002
BUDGET DETAIL

FUND: **001 HUMAN RESOURCES**

#	JOB TITLE	FY 2002 APPROVED
HUMAN RESOURCES		
1	Human Resources Director	$62,170
2	Human Resources Supervisor	88,267
1	Benefits Coordinator	31,300
1	Human Resources Coordinator	37,765
1	Human Resources Analyst	30,138
1	Administrative Specialist II	27,074
7	Total Approved Positions	276,714
	Regular Salaries	276,714
	Other Salaries & Wages	6,000
	Overtime	500
	Employer Payroll Expenses	63,556
	General & Merit Increase	18,206
		$364,976

FISCAL YEAR 2002
BUDGET DETAIL
HUMAN RESOURCES

001.0403.551

	ACCOUNT DESCRIPTION	98 - 99 ACTUALS	99 - 00 ACTUALS	00 - 01 ORIGINAL BUDGET	01 - 02 APPROVED	PERCENT CHANGE FY 01 - 02
PERSONAL SERVICES						
10-20	REGULAR SALARIES & WAGES	236,896	270,514	273,591	276,714	1.14%
10-30	OTHER SALARIES & WAGES	4,862	4,262	6,000	6,000	0.00%
10-40	OVERTIME	861	722	500	500	0.00%
25-01	FICA	17,348	20,304	20,301	20,522	1.09%
25-03	RETIREMENT CONTRIBUTIONS	12,775	12,861	14,239	11,910	-16.36%
25-04	LIFE/HEALTH INSURANCE	25,909	27,038	33,156	31,124	-6.13%
29-00	GENERAL & MERIT INC.	0	0	16,097	18,206	13.10%
	TOTAL PERSONAL SERVICES	**298,651**	**335,701**	**363,884**	**364,976**	**0.30%**
OPERATING EXPENSES						
30-00	OPERATING EXPENDITURES	40	0	0	0	0.00%
30-10	AUTO MILEAGE	138	155	460	460	0.00%
30-61	PURCHASING CARD CHARGES	227	0	0	0	0.00%
31-00	PROFESSIONAL SERVICES	8,445	10,586	6,300	6,300	0.00%
31-01	PROFESSIONAL SERVICES	169,968	11,913	0	0	0.00%
31-04	OTHER CONTRACTUAL SVCS	8,415	0	7,200	7,200	0.00%
31-07	MEDICAL SERVICES	23,125	23,571	39,400	42,145	6.97%
32-12	LABOR ATTORNEY	0	80,265	27,000	20,000	-25.93%
40-00	TRAVEL AND PER DIEM	-408	0	0	0	0.00%
40-01	TRAVEL	1,904	1,252	500	500	0.00%
40-02	SCHOOL AND TRAINING	2,911	7,678	5,540	5,540	0.00%
41-00	COMMUNICATIONS	4,130	4,028	2,677	4,763	77.92%
46-00	REPAIR AND MAINTENANCE	119	44	150	150	0.00%
47-00	PRINTING AND BINDING	3,168	1,078	4,950	4,950	0.00%
47-02	ADVERTISING (NON LEGAL)	8,660	10,220	13,250	17,871	34.88%
47-06	DUPLICATING	5,364	4,107	6,000	6,000	0.00%
49-00	OTHER CURRENT CHARGES	1,944	0	0	0	0.00%
49-04	EMPLOYEE DEVELOPMENT	2,183	6,421	6,000	6,000	0.00%
51-01	STATIONERY & PAPER	344	84	1,366	1,000	-26.79%
51-02	OTHER OFFICE SUPPLIES	1,833	2,477	1,250	1,250	0.00%
52-00	OPERATING SUPPLIES	1,906	1,003	2,450	2,450	0.00%
54-00	BOOKS, PUBS, SUBS, MEMBS	-38	0	0	0	0.00%
54-01	MEMBERSHIPS	1,758	1,429	1,965	1,965	0.00%
	TOTAL OPERATING EXPENSES	**246,136**	**166,311**	**126,458**	**128,544**	**1.65%**
	TOTAL EXPENSES	**$544,787**	**$502,012**	**$490,342**	**$493,520**	**0.65%**

PLANNING

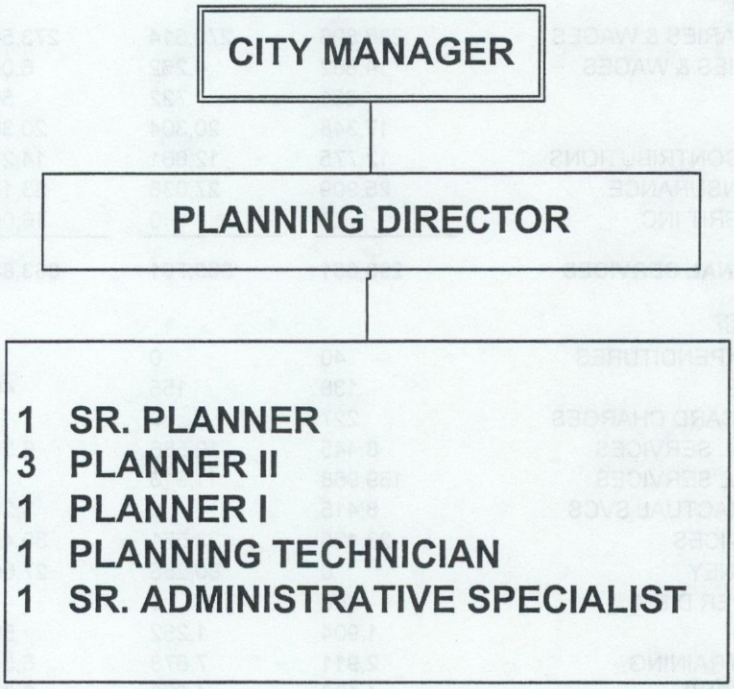

AUTHORIZED PERSONNEL:

	2001 BASE BUDGET	2001 REVISED BUDGET	2002 DEPT REQUEST	2002 APPVD BUDGET
PLANNING	8	8	8	8

FISCAL YEAR 2002
BUDGET DETAIL

FUND: **001 PLANNING**

	#	JOB TITLE	FY 2002 APPROVED
PLANNING			
	1	Planning Director	$69,190
	1	Sr. Planner	53,556
	3	Planner II	122,194
	1	Planner I	33,280
	1	Planning Technician	33,405
	1	Sr. Administrative Specialist	24,431
	8	Total Approved Positions	336,056
		Regular Salaries	336,056
		Other Salaries & Wages	4,500
		Overtime	1,500
		Employer Payroll Expenses	76,907
		General & Merit Increase	21,572
			$440,535

FISCAL YEAR 2002
BUDGET DETAIL
PLANNING

001.0504.515

	ACCOUNT DESCRIPTION	98 - 99 ACTUALS	99 - 00 ACTUALS	00 - 01 ORIGINAL BUDGET	01 - 02 APPROVED	PERCENT CHANGE FY 01 - 02
PERSONAL SERVICES						
10-20	REGULAR SALARIES & WAGES	238,481	280,238	318,976	336,056	5.35%
10-30	OTHER SALARIES	16,457	21,577	4,500	4,500	0.00%
10-40	OVERTIME	1,802	85	1,500	1,500	0.00%
25-01	FICA	18,974	22,299	23,544	24,884	5.69%
25-03	RETIREMENT CONTRIBUTIONS	8,256	9,753	11,769	12,335	4.81%
25-04	LIFE/HEALTH INSURANCE	29,118	32,237	41,521	39,688	-4.41%
29-00	GENERAL & MERIT INC.	0	0	18,456	21,572	16.88%
	TOTAL PERSONAL SERVICES	**313,088**	**366,189**	**420,266**	**440,535**	**4.82%**
OPERATING EXPENSES						
30-00	OPERATING EXPENDITURES	5,116	4,530	6,000	7,000	16.67%
30-10	AUTO MILEAGE	39	35	60	60	0.00%
31-01	PROFESSIONAL SERVICES	6,500	2,800	0	0	0.00%
40-01	TRAVEL	3,920	338	3,000	2,500	-16.67%
40-02	SCHOOL AND TRAINING	2,402	1,890	7,300	6,300	-13.70%
41-00	COMMUNICATIONS	6,219	5,203	5,100	6,500	27.45%
42-10	EQUIP.SERVICES - REPAIRS	10	390	400	430	7.50%
42-11	EQUIP. SERVICES - FUEL	162	265	300	300	0.00%
43-01	ELECTRICITY	2,577	0	0	0	0.00%
44-01	BUILDING RENTAL	18,700	0	0	0	0.00%
46-00	REPAIR AND MAINTENANCE	2,100	1,005	3,500	3,000	-14.29%
47-00	PRINTING AND BINDING	643	216	1,500	1,500	0.00%
47-01	LEGAL ADS	9,357	7,964	9,000	9,000	0.00%
47-06	DUPLICATING	532	527	2,000	1,500	-25.00%
49-00	OTHER CURRENT CHARGES	941	3,276	0	0	0.00%
51-00	OFFICE SUPPLIES	5,063	3,974	4,500	5,600	24.44%
54-01	MEMBERSHIPS	4,129	5,095	5,000	4,000	-20.00%
	TOTAL OPERATING EXPENSES	**68,410**	**37,508**	**47,660**	**47,690**	**0.06%**
NON-OPERATING EXPENSES						
60-30	IMPROVEMENTS O/T/ BUILDING	30,828	1,647	0	0	0.00%
60-40	MACHINERY EQUIP	18,894	240	0	0	0.00%
	TOTAL NON-OPERATING EXPENSES	**49,722**	**1,887**	**0**	**0**	**0.00%**
	TOTAL EXPENSES	**$431,220**	**$405,584**	**$467,926**	**$488,225**	**4.34%**

FINANCE

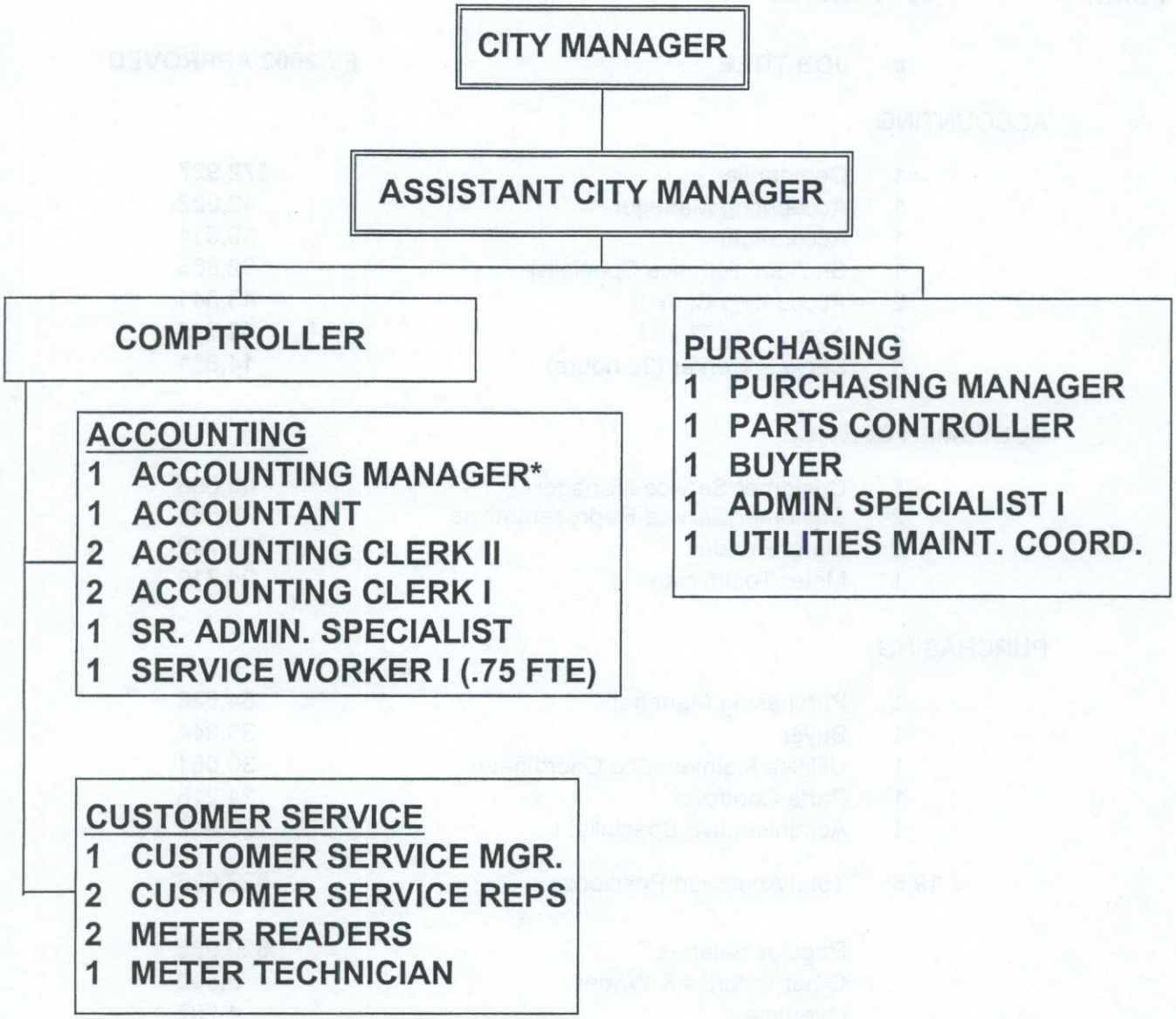

AUTHORIZED PERSONNEL:

	2001 BASE BUDGET	2001 REVISED BUDGET	2002 DEPT REQUEST	2002 APPVD BUDGET
ADMIN. & ACCOUNTING	8.6	8.6	8.75	8.75
CUSTOMER SERVICE	6	6	6	6
PURCHASING	4	4	5	5

* 50% Reimbursed from Pension Funds.

FISCAL YEAR 2002
BUDGET DETAIL

FUND: **001 FINANCE**

#	JOB TITLE	FY 2002 APPROVED
	ACCOUNTING	
1	Comptroller	$72,927
1	Accounting Manager	42,922
1	Accountant	39,514
1	Sr. Administrative Specialist	32,865
2	Accounting Clerk II	48,541
2	Accounting Clerk I	49,745
.8	Service Worker (30 hours)	14,861
	CUSTOMER SERVICE	
1	Customer Service Manager	45,888
2	Customer Service Representatives	39,563
2	Meter Reader	51,742
1	Meter Technician	24,719
	PURCHASING	
1	Purchasing Manager	54,548
1	Buyer	33,844
1	Utilities Maintenance Coordinator	30,081
1	Parts Controller	24,218
1	Administrative Specialist I	23,947
19.8	Total Approved Positions	629,925
	Regular Salaries	629,925
	Other Salaries & Wages	8,800
	Overtime	4,207
	Employer Payroll Expenses	174,438
	General & Merit Increase	40,051
		$857,421

FISCAL YEAR 2002
BUDGET DETAIL
FINANCE
DEPARTMENT SUMMARY

	ACCOUNT DESCRIPTION	98 - 99 ACTUALS	99 - 00 ACTUALS	00 - 01 ORIGINAL BUDGET	01 - 02 APPROVED	PERCENT CHANGE FY 01 - 02
PERSONAL SERVICES						
10-20	REGULAR SALARIES & WAGES	510,250	547,161	563,141	629,925	11.86%
10-30	OTHER SALARIES	2,870	0	8,800	8,800	0.00%
10-40	OVERTIME	8,571	2,458	4,207	4,207	0.00%
25-01	FICA	39,121	41,017	41,232	46,708	13.28%
25-03	RETIREMENT CONTRIBUTIONS	20,235	21,605	23,174	25,499	10.03%
25-04	LIFE/HEALTH INSURANCE	61,432	71,377	86,442	102,231	18.27%
29-00	GENERAL & MERIT INC.	0	0	31,532	40,051	27.02%
	TOTAL PERSONAL SERVICES	**642,479**	**683,618**	**758,528**	**857,421**	**13.04%**
OPERATING EXPENSES						
30-00	OPERATING EXPENDITURES	9,376	8,404	9,900	11,500	16.16%
30-10	AUTO MILEAGE	70	103	100	0	-100.00%
30-61	PURCHASING CARD CHARGES	-15	0	0	0	0.00%
31-02	ACCOUNTING & AUDITING	68,660	75,213	72,000	77,600	7.78%
31-04	OTHER CONTRACTUAL SVCS	27,847	20,064	19,200	19,200	0.00%
40-01	TRAVEL	3,739	5,262	5,400	4,900	-9.26%
40-02	SCHOOL AND TRAINING	2,504	2,820	4,750	5,350	12.63%
41-00	COMMUNICATIONS	10,702	10,929	8,900	8,900	0.00%
41-01	TELEPHONE	332	111	1,400	1,900	35.71%
41-02	FAX & MODEMS	240	0	700	600	-14.29%
42-02	POSTAGE & FREIGHT	14,970	15,206	25,500	25,328	-0.67%
42-10	EQUIP.SERVICES - REPAIRS	8,591	3,060	7,000	7,534	7.63%
42-11	EQUIP. SERVICES - FUEL	1,682	2,798	1,850	2,750	48.65%
43-01	ELECTRICITY	1,072	0	0	0	0.00%
44-01	BUILDING RENTAL	9,450	0	0	0	0.00%
46-00	REPAIR AND MAINTENANCE	4,287	3,850	2,420	1,700	-29.75%
46-03	EQUIP. MAINT. CONTRACTS	781	44	500	0	-100.00%
46-04	EQUIP. MAINTENANCE	0	300	1,700	1,000	-41.18%
47-00	PRINTING AND BINDING	6,952	5,371	4,750	3,507	-26.17%
47-01	LEGAL ADS	2,457	2,488	2,600	2,000	-23.08%
47-06	DUPLICATING	380	283	930	900	-3.23%
51-00	OFFICE SUPPLIES	2,459	1,423	2,700	3,400	25.93%
51-01	STATIONERY	0	0	100	100	0.00%
51-02	OTHER OFFICE SUPPLIES	573	68	400	400	0.00%
52-00	OPERATING SUPPLIES	2,483	2,535	2,358	1,700	-27.91%
52-07	UNIFORMS	0	0	470	500	6.38%
52-09	OTHER CLOTHING	200	550	600	850	41.67%
54-00	BOOKS, PUBS, SUBS, MEMBS	42	0	0	0	0.00%
54-01	MEMBERSHIPS	1,281	774	850	950	11.76%
54-02	BOOKS, PUBS, SUBS.	95	375	800	900	12.50%
	TOTAL OPERATING EXPENSES	**181,210**	**162,031**	**177,878**	**183,469**	**3.14%**
	TOTAL EXPENSES	**$823,689**	**$845,649**	**$936,406**	**$1,040,890**	**11.16%**

FISCAL YEAR 2002
BUDGET DETAIL
FINANCE
ACCOUNTING

001.0706.513

	ACCOUNT DESCRIPTION	98 - 99 ACTUALS	99 - 00 ACTUALS	00 - 01 ORIGINAL BUDGET	01 - 02 APPROVED	PERCENT CHANGE FY 01 - 02
PERSONAL SERVICES						
10-20	REGULAR SALARIES & WAGES	248,748	254,615	275,082	301,375	9.56%
10-30	OTHER SALARIES	2,870	0	5,000	5,000	0.00%
10-40	OVERTIME	158	160	1,500	1,500	0.00%
25-01	FICA	18,825	19,435	20,288	22,262	9.73%
25-03	RETIREMENT CONTRIBUTIONS	10,180	9,907	11,042	12,004	8.71%
25-04	LIFE/HEALTH INSURANCE	26,056	29,074	37,284	45,245	21.35%
29-00	GENERAL & MERIT INC.	0	0	15,499	19,302	24.54%
	TOTAL PERSONAL SERVICES	**306,837**	**313,191**	**365,695**	**406,688**	**11.21%**
OPERATING EXPENSES						
30-00	OPERATING EXPENDITURES	5,249	5,775	6,500	6,500	0.00%
30-61	PURCHASING CARD CHARGES	-15	0	0	0	0.00%
31-02	ACCOUNTING & AUDITING	68,660	75,213	72,000	77,600	7.78%
31-04	OTHER CONTRACTUAL SVCS	6,193	8,064	7,200	7,200	0.00%
40-01	TRAVEL	1,852	2,001	2,000	2,000	0.00%
40-02	SCHOOL AND TRAINING	1,784	2,506	3,000	3,500	16.67%
41-00	COMMUNICATIONS	5,327	4,342	5,000	5,000	0.00%
42-10	EQUIP.SERVICES - REPAIRS	0	26	0	0	0.00%
42-11	EQUIP. SERVICES - FUEL	0	246	0	0	0.00%
46-03	EQUIP. MAINT. CONTRACTS	781	44	500	0	-100.00%
47-00	PRINTING AND BINDING	4,208	1,958	2,500	2,500	0.00%
47-06	DUPLICATING	319	256	900	900	0.00%
51-00	OFFICE SUPPLIES	1,699	1,185	2,400	2,400	0.00%
54-01	MEMBERSHIPS	327	319	350	350	0.00%
54-02	BOOKS, PUBS, SUBS.	0	0	400	400	0.00%
	TOTAL OPERATING EXPENSES	**96,384**	**101,935**	**102,750**	**108,350**	**5.45%**
	TOTAL EXPENSES	**$403,221**	**$415,126**	**$468,445**	**$515,038**	**9.95%**

FISCAL YEAR 2002
BUDGET DETAIL
FINANCE
CUSTOMER SERVICE

001.0707.513

	ACCOUNT DESCRIPTION	98 - 99 ACTUALS	99 - 00 ACTUALS	00 - 01 ORIGINAL BUDGET	01 - 02 APPROVED	PERCENT CHANGE FY 01 - 02
PERSONAL SERVICES						
10-20	REGULAR SALARIES & WAGES	126,195	163,826	160,763	161,912	0.71%
10-30	OTHER SALARIES	0	0	3,000	3,000	0.00%
10-40	OVERTIME	7,097	1,203	2,507	2,507	0.00%
25-01	FICA	10,099	11,942	11,555	12,123	4.92%
25-03	RETIREMENT CONTRIBUTIONS	4,669	6,631	6,814	6,495	-4.68%
25-04	LIFE/HEALTH INSURANCE	21,337	27,927	31,601	30,897	-2.23%
29-00	GENERAL & MERIT INC.	0	0	8,835	10,140	14.77%
	TOTAL PERSONAL SERVICES	**169,397**	**211,529**	**225,075**	**227,074**	**0.89%**
OPERATING EXPENSES						
30-00	OPERATING EXPENDITURES	1,388	1,404	1,200	2,000	66.67%
31-04	OTHER CONTRACTUAL SVCS	21,654	12,000	12,000	12,000	0.00%
40-01	TRAVEL	1,030	924	1,100	1,100	0.00%
40-02	SCHOOL AND TRAINING	500	314	350	350	0.00%
41-00	COMMUNICATIONS	3,025	3,690	3,900	3,900	0.00%
42-02	POSTAGE & FREIGHT	14,970	15,206	25,500	25,328	-0.67%
42-10	EQUIP.SERVICES - REPAIRS	4,886	2,506	4,500	4,843	7.62%
42-11	EQUIP. SERVICES - FUEL	1,245	2,116	1,500	2,400	60.00%
46-00	REPAIR AND MAINTENANCE	2,015	2,378	2,420	1,700	-29.75%
47-00	PRINTING AND BINDING	1,754	2,661	2,250	1,007	-55.24%
47-06	DUPLICATING	61	27	30	0	-100.00%
51-00	OFFICE SUPPLIES	728	238	300	1,000	233.33%
52-00	OPERATING SUPPLIES	273	1,012	1,008	400	-60.32%
52-07	UNIFORMS	0	0	470	500	6.38%
52-09	OTHER CLOTHING	100	297	300	300	0.00%
	TOTAL OPERATING EXPENSES	**53,629**	**44,773**	**56,828**	**56,828**	**0.00%**
	TOTAL EXPENSES	**$223,026**	**$256,302**	**$281,903**	**$283,902**	**0.71%**

FISCAL YEAR 2002
BUDGET DETAIL
FINANCE
PURCHASING

001.0708.513

	ACCOUNT DESCRIPTION	98 - 99 ACTUALS	99 - 00 ACTUALS	00 - 01 ORIGINAL BUDGET	01 - 02 DEPARTMENT APPROVED	PERCENT CHANGE FY 01 - 02
PERSONAL SERVICES						
10-20	REGULAR SALARIES & WAGES	135,307	128,720	127,296	166,638	30.91%
10-30	OTHER SALARIES	0	0	800	800	0.00%
10-40	OVERTIME	1,316	1,095	200	200	0.00%
25-01	FICA	10,197	9,640	9,389	12,323	31.25%
25-03	RETIREMENT CONTRIBUTIONS	5,386	5,067	5,318	7,000	31.63%
25-04	LIFE/HEALTH INSURANCE	14,039	14,376	17,557	26,089	48.60%
29-00	GENERAL & MERIT INC.	0	0	7,198	10,609	47.39%
	TOTAL PERSONAL SERVICES	**166,245**	**158,898**	**167,758**	**223,659**	**33.32%**
OPERATING EXPENSES						
30-00	OPERATING EXPENDITURES	2,739	1,225	2,200	3,000	36.36%
30-10	AUTO MILEAGE	70	103	100	0	-100.00%
40-01	TRAVEL	857	2,337	2,300	1,800	-21.74%
40-02	SCHOOL AND TRAINING	220	0	1,400	1,500	7.14%
41-00	COMMUNICATIONS	2,350	2,897	0	0	0.00%
41-01	TELEPHONE	332	111	1,400	1,900	35.71%
41-02	FAX & MODEMS	240	0	700	600	-14.29%
42-10	EQUIP. SERVICES - REPAIRS	3,705	528	2,500	2,691	7.64%
42-11	EQUIP. SERVICES - FUEL	437	436	350	350	0.00%
43-01	ELECTRICITY	1,072	0	0	0	0.00%
44-01	BUILDING RENTAL	9,450	0	0	0	0.00%
46-00	REPAIR AND MAINTENANCE	2,272	1,472	0	0	0.00%
46-04	EQUIP. MAINTENANCE	0	300	1,700	1,000	-41.18%
47-00	PRINTING AND BINDING	990	752	0	0	0.00%
47-01	LEGAL ADS	2,457	2,488	2,600	2,000	-23.08%
51-00	OFFICE SUPPLIES	32	0	0	0	0.00%
51-01	STATIONERY	0	0	100	100	0.00%
51-02	OTHER OFFICE SUPPLIES	573	68	400	400	0.00%
52-00	OPERATING SUPPLIES	2,210	1,523	1,350	1,300	-3.70%
52-09	OTHER CLOTHING	100	253	300	550	83.33%
54-00	BOOKS, PUBS, SUBS, MEMBS	42	0	0	0	0.00%
54-01	MEMBERSHIPS	954	455	500	600	20.00%
54-02	BOOKS, PUBS, SUBS,	95	375	400	500	25.00%
	TOTAL OPERATING EXPENSES	**31,197**	**15,323**	**18,300**	**18,291**	**-0.05%**
	TOTAL EXPENSES	**$197,442**	**$174,221**	**$186,058**	**$241,950**	**30.04%**

NON-DEPARTMENTAL/ FACILITIES MAINTENANCE

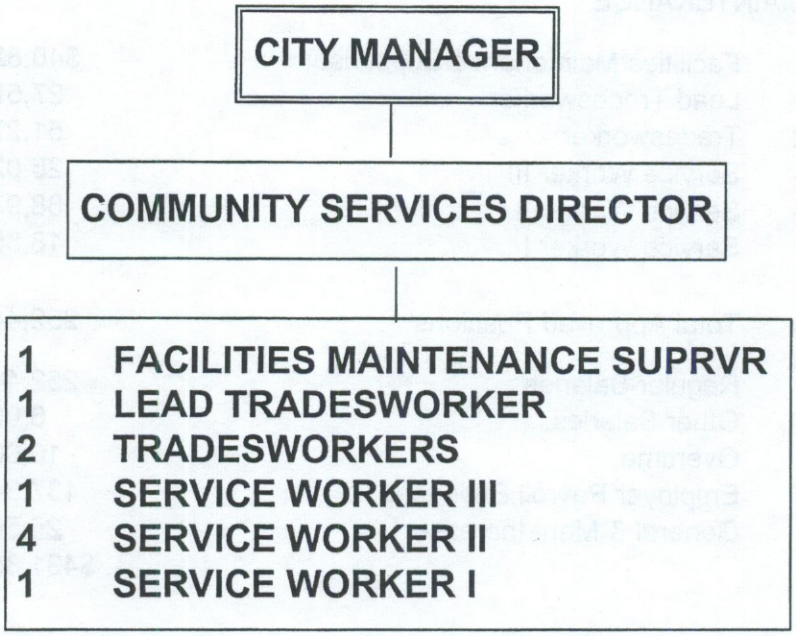

AUTHORIZED PERSONNEL:

	2001 BASE BUDGET	2001 REVISED BUDGET	2002 DEPT REQUEST	2002 APPVD BUDGET
FACILITIES MAINTENANCE	10	10	10	10

FISCAL YEAR 2002
BUDGET DETAIL

FUND: **001 NON DEPARTMENTAL**

#	JOB TITLE	FY 2002 APPROVED
FACILITIES MAINTENANCE		
1	Facilities Maintenance Supervisor	$40,820
1	Lead Tradesworker	27,577
2	Tradesworker	51,278
1	Service Worker III	25,027
4	Service Worker II	88,934
1	Service Worker I	18,808
10	Total Approved Positions	252,444
	Regular Salaries	252,444
	Other Salaries	6,000
	Overtime	10,000
	Employer Payroll Expenses	137,346
	General & Merit Increase	25,563
		$431,353

FISCAL YEAR 2002
BUDGET DETAIL
GENERAL FUND
NON-DEPARTMENTAL SUMMARY

	ACCOUNT DESCRIPTION	98 - 99 ACTUALS	99 - 00 ACTUALS	00 - 01 ORIGINAL BUDGET	01 - 02 DEPARTMENT APPROVED	PERCENT CHANGE FY 01 - 02
PERSONAL SERVICES						
10-20	REGULAR SALARIES & WAGES	194,774	211,279	243,206	252,444	3.80%
10-30	OTHER SALARIES	6,684	3,959	0	6,000	0.00%
10-40	OVERTIME	11,037	7,797	3,960	10,000	152.53%
25-01	FICA	15,768	16,905	18,110	18,737	3.46%
25-03	RETIREMENT CONTRIBUTIONS	4,759	5,506	6,846	8,153	19.09%
25-04	LIFE/HEALTH INSURANCE	27,078	30,113	38,404	110,456	187.62%
29-00	GENERAL & MERIT INC.	0	0	23,106	25,563	10.63%
	TOTAL PERSONAL EXPENSES	**260,100**	**275,559**	**333,632**	**431,353**	**29.29%**
OPERATING EXPENSES						
30-00	OPERATING EXPENDITURES	16,332	24,011	23,000	23,000	0.00%
31-01	PROFESSIONAL SERVICES	59,247	36,301	0	0	0.00%
31-04	OTHER CONTRACTUAL SVCS	27,874	18,749	27,950	53,000	89.62%
31-50	ELECTION EXPENSE	177	39,990	0	45,000	0.00%
32-10	OUTSIDE COUNSEL	0	56,331	0	0	0.00%
40-01	TRAVEL	571	0	0	0	0.00%
40-02	SCHOOL AND TRAINING	276	0	300	300	0.00%
41-00	COMMUNICATIONS	6,205	21,168	41,000	41,600	1.46%
41-02	FAX & MODEMS	0	0	0	2,500	0.00%
41-03	RADIO & PAGER	566	0	500	0	-100.00%
42-02	POSTAGE & FREIGHT	41,493	41,797	50,000	50,000	0.00%
42-10	EQUIP.SERVICES - REPAIRS	7,945	9,627	12,000	15,067	25.56%
42-11	EQUIP. SERVICES - FUEL	2,427	3,551	3,600	4,000	11.11%
43-00	UTILITY SERVICES	0	350	0	0	0.00%
43-01	ELECTRICITY	54,796	314,115	345,000	396,000	14.78%
43-02	WATER, SEWER, GARBAGE	26,660	28,775	39,000	39,000	0.00%
44-00	RENTALS & LEASES	0	50	0	0	0.00%
45-22	SELF INS. PROPERTY DAMAGE	726,096	570,600	599,100	707,300	18.06%
46-00	REPAIR AND MAINTENANCE	99,769	149,573	100,000	100,000	0.00%
46-15	RED TIDE CLEAN-UP	0	5,046	0	0	0.00%
49-00	OTHER CURRENT CHARGES	25,661	37,785	50,000	52,000	4.00%
49-02	INFORMATION SERVICES	212,742	359,214	430,135	519,400	20.75%
49-05	SPECIAL EVENTS	1,985	3,770	25,000	25,000	0.00%
49-06	AWARDS	11,571	4,873	10,000	10,000	0.00%
49-50	NAPLES REPORT PROJECT	5,151	490	0	0	0.00%
51-00	OFFICE SUPPLIES	533	602	300	300	0.00%
52-00	OPERATING SUPPLIES	21,311	11,729	17,000	17,000	0.00%
52-07	UNIFORMS	3,275	4,445	2,000	3,000	50.00%
52-09	OTHER CLOTHING	1,119	1,666	2,500	1,600	-36.00%
52-10	JANITORIAL SUPPLIES	21,220	12,656	18,360	25,820	40.63%
52-80	CHEMICALS	1,422	0	700	700	0.00%
	TOTAL OPERATING EXPENSES	**1,376,424**	**1,757,264**	**1,797,445**	**2,131,587**	**18.59%**
NON-OPERATING EXPENSES						
60-40	MACHINERY EQUIP	1,396	1,345	0	0	0.00%
	TOTAL NON-OPERATING EXPENSES	**1,396**	**1,345**	**0**	**0**	**0.00%**
	TOTAL EXPENSES	**$1,637,920**	**$2,034,168**	**$2,131,077**	**$2,562,940**	**20.27%**

FISCAL YEAR 2002
BUDGET DETAIL
NON-DEPARTMENTAL
FACILITIES MAINTENANCE

001.1417.519

	ACCOUNT DESCRIPTION	98 - 99 ACTUALS	99 - 00 ACTUALS	00 - 01 ORIGINAL BUDGET	01 - 02 APPROVED	PERCENT CHANGE FY 01 - 02
PERSONAL SERVICES						
10-20	REGULAR SALARIES & WAGES	194,774	206,763	243,206	252,444	3.80%
10-30	OTHER SALARIES	6,684	3,959	0	6,000	0.00%
10-40	OVERTIME	11,037	7,797	3,960	10,000	152.53%
25-01	FICA	15,768	16,903	18,110	18,737	3.46%
25-03	RETIREMENT CONTRIBUTIONS	4,759	5,505	6,846	8,153	19.09%
25-04	LIFE/HEALTH INSURANCE	27,078	30,108	38,404	45,456	18.36%
29-00	GENERAL & MERIT INC.	0	0	13,106	15,563	18.75%
	TOTAL PERSONAL SERVICES	**260,100**	**271,035**	**323,632**	**356,353**	**10.11%**
OPERATING EXPENSES						
30-00	OPERATING EXPENDITURES	3,430	11,532	10,000	10,000	0.00%
31-04	OTHER CONTRACTUAL SVCS	30,076	17,164	27,950	28,000	0.18%
40-01	TRAVEL	571	0	0	0	0.00%
40-02	SCHOOL AND TRAINING	276	0	300	300	0.00%
41-00	COMMUNICATIONS	709	1,385	1,000	1,600	60.00%
41-03	RADIO & PAGER	566	0	500	0	-100.00%
42-10	EQUIP.SERVICES - REPAIRS	7,945	9,627	12,000	15,067	25.56%
42-11	EQUIP. SERVICES - FUEL	2,427	3,551	3,600	4,000	11.11%
43-01	ELECTRICITY	54,796	314,115	345,000	396,000	14.78%
43-02	WATER, SEWER, GARBAGE	26,508	28,775	39,000	39,000	0.00%
44-00	RENTALS AND LEASES	0	50	0	0	0.00%
46-00	REPAIR AND MAINTENANCE	99,769	149,573	100,000	100,000	0.00%
51-00	OFFICE SUPPLIES	498	198	300	300	0.00%
52-00	OPERATING SUPPLIES	10,769	597	2,000	2,000	0.00%
52-07	UNIFORMS	3,275	4,445	2,000	3,000	50.00%
52-09	OTHER CLOTHING	1,119	1,666	2,500	1,600	-36.00%
52-10	JANITORIAL SUPPLIES	21,220	12,656	18,360	25,820	40.63%
52-80	CHEMICALS	1,422	0	700	700	0.00%
	TOTAL OPERATING EXPENSES	**265,376**	**555,334**	**565,210**	**627,387**	**11.00%**
NON-OPERATING EXPENSES						
60-40	MACHINERY EQUIP.	1,396	1,345	0	0	0.00%
	TOTAL NON-OPERATING EXPENSES	**1,396**	**1,345**	**0**	**0**	**0.00%**
	TOTAL EXPENSES	**526,872**	**827,714**	**888,842**	**983,740**	**10.68%**

FISCAL YEAR 2002
BUDGET DETAIL
GENERAL FUND
NON-DEPARTMENTAL

001.1480.519

	ACCOUNT DESCRIPTION	98 - 99 ACTUALS	99 - 00 ACTUALS	00 - 01 ORIGINAL BUDGET	01 - 02 APPROVED	PERCENT CHANGE FY 01 - 02
PERSONAL SERVICES						
10-20	REGULAR SALARIES & WAGES	0	4,516	0	0	0.00%
25-01	FICA	0	2	0	0	0.00%
25-03	RETIREMENT CONTRIBUTIONS	0	1	0	0	0.00%
25-04	LIFE/HEALTH INSURANCE	0	5	0	65,000	0.00%
29-00	GENERAL & MERIT INC.	0	0	10,000	10,000	0.00%
	TOTAL PERSONAL SERVICES	**0**	**4,524**	**10,000**	**75,000**	**650.00%**
OPERATING EXPENSES						
30-00	OPERATING EXPENDITURES	12,902	12,479	13,000	13,000	0.00%
31-01	PROFESSIONAL SERVICES	59,247	36,301	0	0	0.00%
31-04	OTHER CONTRACTUAL SVCS	-2,202	1,585	0	25,000	0.00%
31-50	ELECTION EXPENSE	177	39,990	0	45,000	0.00%
32-10	OUTSIDE COUNSEL	0	56,331	0	0	0.00%
41-00	COMMUNICATIONS	5,496	19,783	40,000	40,000	0.00%
41-02	FAX & MODEMS	0	0	0	2,500	0.00%
42-02	POSTAGE & FREIGHT	41,493	41,797	50,000	50,000	0.00%
43-00	UTILITY SERVICES	0	350	0	0	0.00%
43-02	WATER, SEWER, GARBAGE	152	0	0	0	0.00%
45-22	SELF INS. PROPERTY DAMAGE	726,096	570,600	599,100	707,300	18.06%
46-15	RED TIDE CLEAN-UP	0	5,046	0	0	0.00%
49-00	OTHER CURRENT CHARGES	25,661	37,785	50,000	52,000	4.00%
49-02	INFORMATION SERVICES	212,742	359,214	430,135	519,400	20.75%
49-05	SPECIAL EVENTS	1,985	3,770	25,000	25,000	0.00%
49-06	AWARDS	11,571	4,873	10,000	10,000	0.00%
49-50	NAPLES REPORT PROJECT	5,151	490	0	0	0.00%
51-00	OFFICE SUPPLIES	35	404	0	0	0.00%
52-00	OPERATING SUPPLIES	10,542	11,132	15,000	15,000	0.00%
	TOTAL OPERATING EXPENSES	**1,111,048**	**1,201,930**	**1,232,235**	**1,504,200**	**22.07%**
	TOTAL EXPENSES	**$1,111,048**	**$1,206,454**	**$1,242,235**	**$1,579,200**	**27.13%**

FISCAL YEAR 2002
BUDGET DETAIL
CONTINGENCY

001.7272.582

	ACCOUNT DESCRIPTION	98 - 99 ACTUALS	99 - 00 ACTUALS	00 - 01 ORIGINAL BUDGET	01 - 02 APPROVED	PERCENT CHANGE FY 01 - 02
NON-OPERATING EXPENSES						
99-01	OPERATING CONTINGENCY	0	0	200,000	200,000	0.00%
	TOTAL NON-OPERATING EXPENSES	**0**	**0**	**200,000**	**200,000**	**0.00%**
	TOTAL EXPENSES	**0**	**0**	**200,000**	**200,000**	**0.00%**

FISCAL YEAR 2002
BUDGET DETAIL
TRANSFERS OUT

001.7575.581

	ACCOUNT DESCRIPTION	98 - 99 ACTUALS	99 - 00 ACTUALS	00 - 01 ORIGINAL BUDGET	01 - 02 APPROVED	PERCENT CHANGE FY 01 - 02
NON-OPERATING EXPENSES						
	TRANSFERS OUT	124,008	140,200	134,100	154,200	14.99%
91-00	STREETS FUND	0	0	0	350,625	0.00%
	TOTAL NON-OPERATING EXPENSES	**124,008**	**140,200**	**134,100**	**504,825**	**276.45%**
	TOTAL EXPENSES	**$124,008**	**$140,200**	**$134,100**	**$504,825**	**276.45%**

Engineering

ENGINEERING

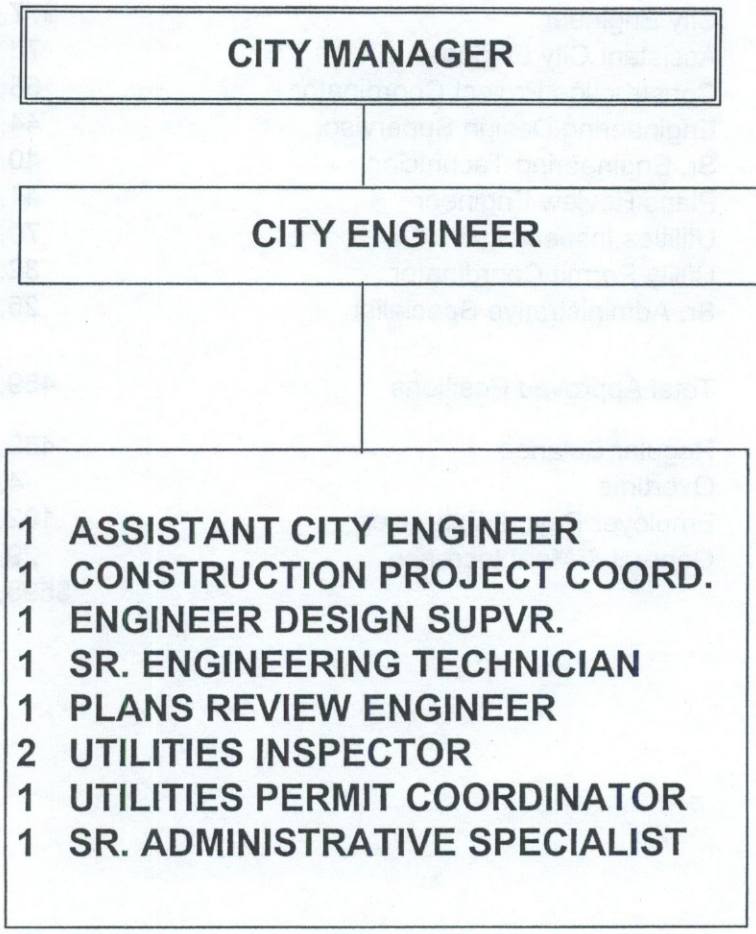

AUTHORIZED PERSONNEL:

	2001 BASE BUDGET	2001 REVISED BUDGET	2002 DEPT REQUEST	2002 APPVD BUDGET
ENGINEERING	10	10	10	10

FISCAL YEAR 2002
BUDGET DETAIL

FUND: **001 ENGINEERING**

#	JOB TITLE	FY 2002 APPROVED
ENGINEERING & DESIGN		
1	City Engineer	$77,226
1	Assistant City Engineer	73,529
1	Construction Project Coordinator	53,683
1	Engineering Design Supervisor	44,190
1	Sr. Engineering Technician	40,698
1	Plans Review Engineer	41,842
2	Utilities Inspector	70,023
1	Utility Permit Coordinator	32,280
1	Sr. Administrative Specialist	25,828
10	Total Approved Positions	459,299
	Regular Salaries	459,299
	Overtime	4,000
	Employer Payroll Expenses	102,667
	General & Merit Increase	29,624
		$595,590

FISCAL YEAR 2002
BUDGET DETAIL
DEVELOPMENT SERVICES
ENGINEERING

001.0601.541

	ACCOUNT DESCRIPTION	98 - 99 ACTUALS	99 - 00 ACTUALS	00 - 01 ORIGINAL BUDGET	01 - 02 APPROVED	PERCENT CHANGE FY 01 - 02
PERSONAL SERVICES						
10-20	REGULAR SALARIES & WAGES	395,715	397,414	424,868	459,299	8.10%
10-40	OVERTIME	5,804	3,801	4,000	4,000	0.00%
25-01	FICA	30,564	30,617	32,418	35,096	8.26%
25-03	RETIREMENT CONTRIBUTIONS	19,468	17,560	20,412	17,068	-16.38%
25-04	LIFE/HEALTH INSURANCE	37,338	39,482	49,876	50,503	1.26%
29-00	GENERAL & MERIT INC.	0	0	24,370	29,624	21.56%
	TOTAL PERSONAL SERVICES	**488,889**	**488,874**	**555,944**	**595,590**	**7.13%**
OPERATING EXPENSES						
30-00	OPERATING EXPENDITURES	617	72	1,800	1,800	0.00%
30-10	AUTO MILEAGE	0	0	200	200	0.00%
31-04	OTHER CONTRACTUAL SVCS	4,983	11,701	17,500	17,500	0.00%
40-01	TRAVEL	2	280	1,000	1,000	0.00%
40-02	SCHOOL AND TRAINING	769	1,593	2,500	2,500	0.00%
40-03	SAFETY	30	0	50	50	0.00%
41-00	COMMUNICATIONS	7,857	9,027	7,000	7,000	0.00%
42-10	EQUIP.SERVICES - REPAIRS	6,072	7,007	6,000	6,457	7.62%
42-11	EQUIP. SERVICES - FUEL	1,835	2,947	3,200	3,200	0.00%
44-00	RENTALS & LEASES	1,197	1,404	1,400	1,400	0.00%
44-01	BUILDING RENTAL	0	0	43,370	45,540	5.00%
46-00	REPAIR AND MAINTENANCE		135	0	0	0.00%
46-04	EQUIP. MAINTENANCE	294	908	600	1,000	66.67%
47-06	DUPLICATING	255	114	1,000	600	-40.00%
51-00	OFFICE SUPPLIES	937	359	1,400	1,400	0.00%
52-00	OPERATING SUPPLIES	3,069	3,152	4,500	4,500	0.00%
52-09	OTHER CLOTHING	965	400	800	800	0.00%
54-01	MEMBERSHIPS	375	291	500	500	0.00%
54-02	BOOKS, PUBS, SUBS.	69	0	100	100	0.00%
	TOTAL OPERATING EXPENSES	**29,326**	**39,390**	**92,920**	**95,547**	**2.83%**
	TOTAL EXPENSES	**$518,215**	**$528,264**	**$648,864**	**$691,137**	**6.51%**

Community Services

COMMUNITY SERVICES

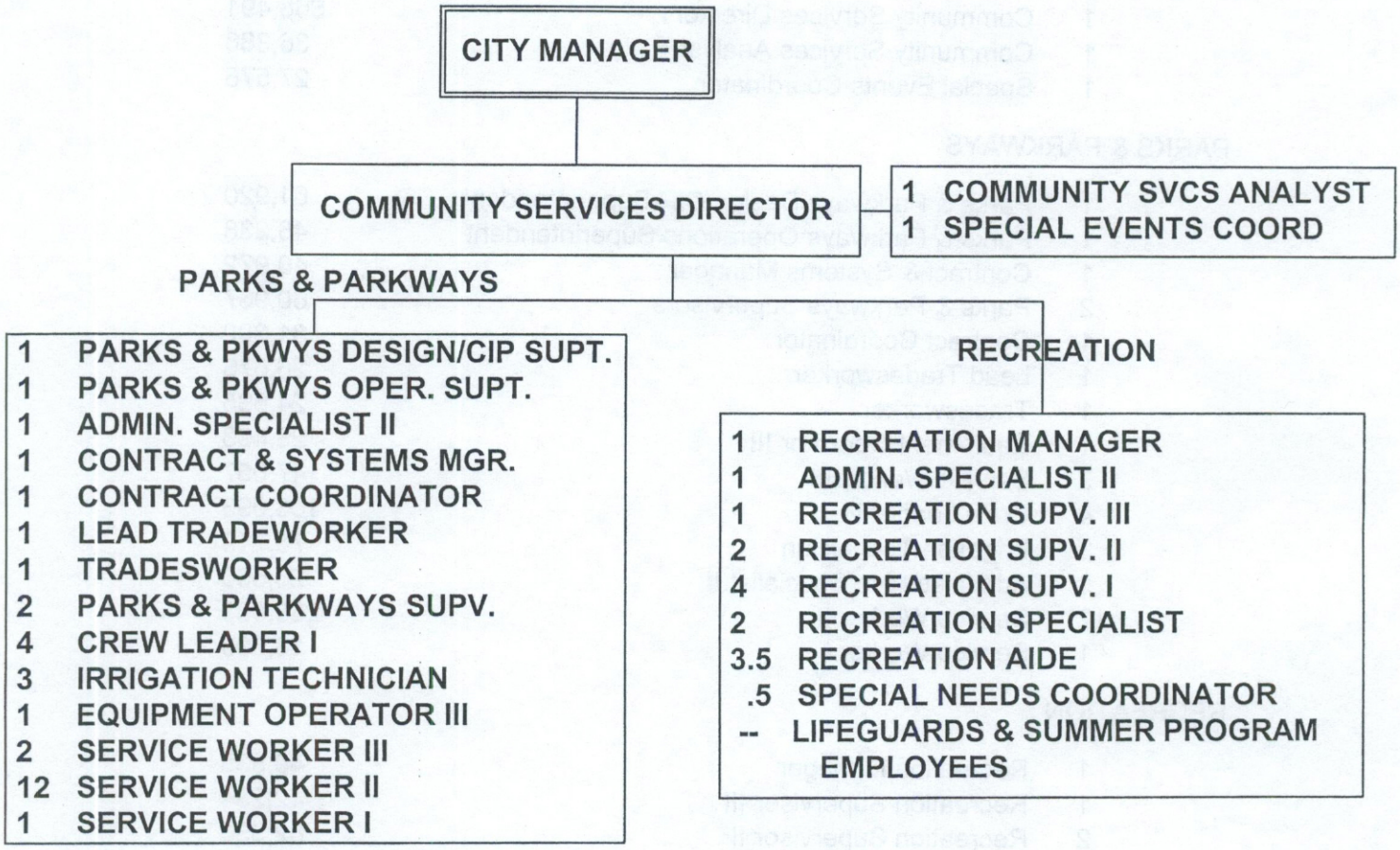

AUTHORIZED PERSONNEL:	2001 BASE BUDGET	2001 REVISED BUDGET	2002 DEPT REQUEST	2002 APPVD BUDGET
ADMINISTRATION	3	3	3	3.0
PARKS & PARKWAYS	32	32	32.5	32.0
RECREATION	16	15	15.5	16.0

FISCAL YEAR 2002
BUDGET DETAIL

FUND: 001 COMMUNITY SERVICES

#	JOB TITLE	FY 2002 APPROVED
	ADMINISTRATION	
1	Community Services Director	$68,491
1	Community Services Analyst	36,388
1	Special Events Coordinator	27,576
	PARKS & PARKWAYS	
1	Parks & Parkways Design/CIP Superintendent	61,920
1	Parks & Parkways Operations Superintendent	46,238
1	Contract & Systems Manager	40,972
2	Parks & Parkways Supervisors	60,967
1	Contract Coordinator	31,302
1	Lead Tradesworker	26,576
1	Tradesworker	24,635
1	Equipment Operator III	23,493
2	Service Worker III	47,057
4	Crew Leader I	103,093
3	Irrigation Technician	76,719
1	Administrative Specialist II	26,550
12	Service Worker II	258,933
1	Service Worker I	18,808
	RECREATION	
1	Recreation Manager	49,538
1	Recreation Supervisor III	42,234
2	Recreation Supervisor II	82,330
4	Recreation Supervisor I	123,106
0.5	Special Needs Coordinator	11,347
3	Recreation Specialist	58,756
1	Administrative Specialist II	26,025
3.5	Recreation Aide	79,030
51	Total Approved Positions	1,452,084
	Regular Salaries	1,452,084
	Other Salaries & Wages	345,273
	Overtime	61,670
	Employer Payroll Expenses	417,707
	General & Merit Increase	91,975
		$2,368,709

FISCAL YEAR 2002
BUDGET DETAIL
COMMUNITY SERVICES
DEPARTMENT SUMMARY

	ACCOUNT DESCRIPTION	98 - 99 ACTUALS	99 - 00 ACTUALS	00 - 01 ORIGINAL BUDGET	01 - 02 APPROVED	PERCEN CHANGE FY 01 - 0
PERSONAL SERVICES						
10-20	REGULAR SALARIES & WAGES	1,163,755	1,281,034	1,375,280	1,452,084	5.58%
10-30	OTHER SALARIES	193,474	257,549	287,630	345,273	20.04%
10-40	OVERTIME	47,099	53,087	28,500	61,670	116.39%
25-01	FICA	104,629	114,971	103,119	108,501	5.22%
25-03	RETIREMENT CONTRIBUTIONS	42,822	44,725	53,256	53,284	0.05%
25-04	LIFE/HEALTH INSURANCE	152,532	163,620	218,395	255,922	17.18%
29-00	GENERAL & MERIT INC.	0	0	73,513	91,975	25.11%
	TOTAL PERSONAL EXPENSES	**1,704,311**	**1,914,986**	**2,139,693**	**2,368,709**	**10.70%**
OPERATING EXPENSES						
30-00	OPERATING EXPENDITURES	63,813	63,034	62,300	69,300	11.24%
30-05	COUNTY LAND FILL	1,051	351	4,000	2,000	-50.00%
30-10	AUTO MILEAGE	3,829	2,081	3,900	2,200	-43.59%
30-20	FACILITY OPERATING EXPENSE	2,943	868	0	0	0.00%
30-21	FLEISCHMANN PARK	104,036	147,415	100,000	100,000	0.00%
30-22	NORRIS COMMUNITY CENTER	39,596	40,323	40,000	45,000	12.50%
30-23	RIVER PARK CENTER	7,772	10,431	10,000	12,000	20.00%
30-24	GULFVIEW MIDDLE SCHOOL	563	4,478	7,500	7,500	0.00%
30-61	PURCHASING CARD CHARGES	1,168	0	50	50	0.00%
31-04	OTHER CONTRACTUAL SVCS	874,215	762,275	902,354	869,728	-3.62%
40-01	TRAVEL	18,458	1,885	5,300	5,300	0.00%
40-02	SCHOOL AND TRAINING	6,103	4,844	6,510	6,510	0.00%
41-00	COMMUNICATIONS	27,518	29,943	17,200	20,973	21.94%
41-02	FAX & MODEMS	0	0	1,800	1,800	0.00%
41-03	RADIO & PAGER	0	0	350	350	0.00%
42-00	TRANSPORTATION	0	0	14,000	24,000	71.43%
42-10	EQUIP.SERVICES - REPAIRS	92,130	133,474	127,000	137,277	8.09%
42-11	EQUIP. SERVICES - FUEL	15,287	24,329	26,050	26,600	2.11%
43-01	ELECTRICITY	122,132	126,582	126,250	145,925	15.58%
43-02	WATER, SEWER, GARBAGE	232,508	208,755	229,183	240,177	4.80%
44-00	RENTALS & LEASES	0	8,567	3,750	4,500	20.00%
46-00	REPAIR AND MAINTENANCE	29,448	22,329	27,494	27,494	0.00%
46-04	EQUIP. MAINTENANCE	0	0	10,000	10,000	0.00%
46-05	STORM REPAIR	70	0	0	0	0.00%
46-06	OTHER MAINTENANCE	6,681	6,363	6,500	6,500	0.00%
47-00	PRINTING AND BINDING	17,721	22,755	30,350	30,350	0.00%
47-02	ADVERTISING (NON-LEGAL)	1,001	0	6,000	6,000	0.00%
47-05	PHOTO & VIDEO	0	0	1,500	1,500	0.00%
47-06	DUPLICATING	2,093	2,367	6,800	8,300	22.06%
49-00	OTHER CURRENT CHARGES	12,292	12,292	12,292	12,292	0.00%
49-04	EMPLOYEE DEVELOPMENT	0	0	2,000	2,000	0.00%
49-05	SPECIAL EVENTS	0	0	49,000	60,000	22.45%
51-00	OFFICE SUPPLIES	9,985	9,065	9,600	12,300	28.13%
51-01	STATIONERY	0	0	0	2,500	0.00%
51-02	OTHER OFFICE SUPPLIES	83	0	0	0	0.00%
51-06	RESALE SUPPLIES	0	0	10,000	20,000	100.00%

FISCAL YEAR 2002
BUDGET DETAIL
COMMUNITY SERVICES
DEPARTMENT SUMMARY

	ACCOUNT DESCRIPTION	98 - 99 ACTUALS	99 - 00 ACTUALS	00 - 01 ORIGINAL BUDGET	01 - 02 APPROVED	PERCEN CHANGE FY 01 - 0
52-00	OPERATING SUPPLIES	220,280	212,405	227,550	312,050	37.13%
52-01	RECREATIONAL PGM. EXPENSE	128	30	6,000	6,000	0.00%
52-07	UNIFORMS	8,089	6,923	10,000	10,500	5.00%
52-09	OTHER CLOTHING	2,800	6,688	7,000	8,500	21.43%
52-10	JANITORIAL SUPPLIES	8,444	8,444	8,444	8,444	0.00%
52-31	TREE PLANTING & SUPPLIES	101,988	129,047	0	0	0.00%
54-00	BOOKS, PUBS, SUBS, MEMBS	148	163	1,450	1,700	17.24%
54-01	MEMBERSHIPS	2,446	3,225	3,340	3,340	0.00%
54-02	BOOKS, PUBS, SUBS.	1,509	1,709	0	0	0.00%
	TOTAL OPERATING EXPENSES	**2,038,328**	**2,013,440**	**2,122,817**	**2,270,960**	**6.98%**
NON-OPERATING EXPENSES						
60-40	MACHINERY EQUIP	4,308	1,396	0	0	0.00%
60-80	COMPUTER PURCHASES	4,880	0	0	0	0.00%
	TOTAL NON-OPERATING EXPENSES	**9,188**	**1,396**	**0**	**0**	**0.00%**
	TOTAL EXPENSES	**$3,751,827**	**$ 3,929,822**	**$ 4,262,510**	**$ 4,639,669**	**8.85%**

FISCAL YEAR 2002
BUDGET DETAIL
COMMUNITY SERVICES
ADMINISTRATION

001.0901.572

	ACCOUNT DESCRIPTION	98 - 99 ACTUALS	99 - 00 ACTUALS	00 - 01 ORIGINAL BUDGET	01 - 02 APPROVED	PERCENT CHANGE FY 01 - 02
PERSONAL SERVICES						
10-20	REGULAR SALARIES & WAGES	126,712	131,861	128,192	132,455	3.33%
10-30	OTHER SALARIES	748	0	350	350	0.00%
10-40	OVERTIME	3,302	2,760	0	2,500	0.00%
25-01	FICA	9,695	10,270	9,776	10,052	2.82%
25-03	RETIREMENT CONTRIBUTIONS	7,245	8,430	8,201	7,763	-5.34%
25-04	LIFE/HEALTH INSURANCE	12,863	13,138	14,950	11,135	-25.52%
29-00	GENERAL & MERIT INC.	0	0	7,576	8,851	16.83%
	TOTAL PERSONAL SERVICES	**160,565**	**166,459**	**169,045**	**173,106**	**2.40%**
OPERATING EXPENSES						
30-00	OPERATING EXPENDITURES	725	3,431	300	300	0.00%
30-10	AUTO MILEAGE	559	139	400	200	-50.00%
30-61	PURCHASING CARD CHARGES	1,168	0	50	50	0.00%
40-01	TRAVEL	968	49	500	500	0.00%
40-02	SCHOOL AND TRAINING	315	497	400	400	0.00%
41-00	COMMUNICATIONS	5,111	4,173	2,100	2,100	0.00%
46-00	REPAIR AND MAINTENANCE	44	44	100	100	0.00%
47-00	PRINTING AND BINDING	0	0	350	350	0.00%
47-06	DUPLICATING	0	0	300	300	0.00%
51-00	OFFICE SUPPLIES	1,527	1,289	1,200	1,200	0.00%
52-00	OPERATING SUPPLIES	48	1,562	450	450	0.00%
52-09	OTHER CLOTHING	100	0	0	0	0.00%
54-00	BOOKS, PUBS, SUBS, MEMBS	0	0	300	300	0.00%
54-01	MEMBERSHIPS	535	1,050	650	650	0.00%
54-02	BOOKS, PUBS, SUBS.	449	0	0	0	0.00%
	TOTAL OPERATING EXPENSES	**11,549**	**12,234**	**7,100**	**6,900**	**-2.82%**
	TOTAL EXPENSES	**$172,114**	**$178,693**	**$176,145**	**$180,006**	**2.19%**

FISCAL YEAR 2002
BUDGET DETAIL
COMMUNITY SERVICES
PARKS & PARKWAYS

001.0913.572

	ACCOUNT DESCRIPTION	98 - 99 ACTUALS	99 - 00 ACTUALS	00 - 01 ORIGINAL BUDGET	01 - 02 APPROVED	PERCENT CHANGE FY 01 - 02
PERSONAL SERVICES						
10-20	REGULAR SALARIES & WAGES	668,679	757,652	805,543	847,263	5.18%
10-30	OTHER SALARIES	66,133	66,073	46,016	28,016	-39.12%
10-40	OVERTIME	15,699	25,158	12,000	42,670	255.58%
25-01	FICA	55,823	59,678	59,912	62,952	5.07%
25-03	RETIREMENT CONTRIBUTIONS	24,127	24,569	28,636	29,109	1.65%
25-04	LIFE/HEALTH INSURANCE	97,336	102,226	127,441	162,752	27.71%
29-00	GENERAL & MERIT INC.	0	0	42,650	52,883	23.99%
	TOTAL PERSONAL SERVICES	**927,797**	**1,035,356**	**1,122,198**	**1,225,645**	**9.22%**
OPERATING EXPENSES						
30-00	OPERATING EXPENDITURES	28,523	30,414	22,000	29,000	31.82%
30-05	COUNTY LAND FILL	1,051	351	4,000	2,000	-50.00%
30-10	AUTO MILEAGE	146	16	0	0	0.00%
31-04	OTHER CONTRACTUAL SVCS	871,320	754,401	892,854	855,372	-4.20%
40-01	TRAVEL	3,122	1,018	1,800	1,800	0.00%
40-02	SCHOOL AND TRAINING	3,224	1,270	3,110	3,110	0.00%
41-00	COMMUNICATIONS	5,960	5,974	4,100	4,873	18.85%
42-10	EQUIP.SERVICES - REPAIRS	90,892	132,230	125,000	134,525	7.62%
42-11	EQUIP. SERVICES - FUEL	14,736	23,531	25,500	25,500	0.00%
43-01	ELECTRICITY	9,831	8,183	10,250	14,083	37.40%
43-02	WATER, SEWER, GARBAGE	175,029	156,933	163,183	174,177	6.74%
44-00	RENTALS & LEASES	0	8,567	3,000	3,000	0.00%
46-00	REPAIR AND MAINTENANCE	13,201	9,595	15,100	15,100	0.00%
46-05	STORM REPAIR		70	0	0	0.00%
47-06	DUPLICATING	0	160	500	500	0.00%
51-00	OFFICE SUPPLIES	3,478	2,593	2,400	4,100	70.83%
52-00	OPERATING SUPPLIES	195,840	192,699	183,000	261,000	42.62%
52-07	UNIFORMS	8,089	6,923	7,000	7,000	0.00%
52-09	OTHER CLOTHING	2,700	4,870	4,000	5,000	25.00%
52-31	TREE PLANTING & SUPPLIES	101,988	129,047	0	0	0.00%
54-00	BOOKS, PUBS, SUBS, MEMBS	148	131	400	400	0.00%
54-01	MEMBERSHIPS	649	445	590	590	0.00%
54-02	BOOKS, PUBS, SUBS.	469	0	0	0	0.00%
	TOTAL OPERATING EXPENSES	**1,530,396**	**1,469,421**	**1,467,787**	**1,541,130**	**5.00%**
NON-OPERATING EXPENSES						
60-40	MACHINERY EQUIP.	863	1,396	0	0	0.00%
	TOTAL OPERATING EXPENSES	**863**	**1,396**	**0**	**0**	**0.00%**
	TOTAL EXPENSES	**$2,459,056**	**$2,506,173**	**$2,589,985**	**$2,766,775**	**6.83%**

FISCAL YEAR 2002
BUDGET DETAIL
COMMUNITY SERVICES
RECREATION

001.0914.572

	ACCOUNT DESCRIPTION	98 - 99 ACTUALS	99 - 00 ACTUALS	00 - 01 ORIGINAL BUDGET	01 - 02 APPROVED	PERCENT CHANGE FY 01 - 02
PERSONAL SERVICES						
10-20	REGULAR SALARIES & WAGES	368,364	391,521	441,545	472,366	6.98%
10-30	OTHER SALARIES	126,593	191,476	241,264	316,907	31.35%
10-40	OVERTIME	28,098	25,169	16,500	16,500	0.00%
25-01	FICA	39,111	45,023	33,431	35,497	6.18%
25-03	RETIREMENT CONTRIBUTIONS	11,450	11,726	16,419	16,412	-0.04%
25-04	LIFE/HEALTH INSURANCE	42,333	48,256	76,004	82,035	7.94%
29-00	GENERAL & MERIT INC.	0	0	23,287	30,241	29.86%
	TOTAL PERSONAL SERVICES	**615,949**	**713,171**	**848,450**	**969,958**	**14.32%**
OPERATING EXPENSES						
30-00	OPERATING EXPENDITURES	34,565	29,189	40,000	40,000	0.00%
30-10	AUTO MILEAGE	3,124	1,926	3,500	2,000	-42.86%
30-20	FACILITY OPERATING EXPENSE	2,943	868	0	0	0.00%
30-21	FLEISCHMANN PARK	104,036	147,415	100,000	100,000	0.00%
30-22	NORRIS COMMUNITY CENTER	39,596	40,323	40,000	45,000	12.50%
30-23	RIVER PARK CENTER	7,772	10,431	10,000	12,000	20.00%
30-24	GULFVIEW MIDDLE SCHOOL	563	4,478	7,500	7,500	0.00%
31-04	OTHER CONTRACTUAL SVCS	2,895	7,874	9,500	14,356	51.12%
40-01	TRAVEL	14,368	818	3,000	3,000	0.00%
40-02	SCHOOL AND TRAINING	2,564	3,077	3,000	3,000	0.00%
41-00	COMMUNICATIONS	16,447	19,796	11,000	14,000	27.27%
41-02	FAX & MODEMS	0	0	1,800	1,800	0.00%
41-03	RADIO & PAGER	0	0	350	350	0.00%
42-00	TRANSPORTATION	0	0	14,000	24,000	71.43%
42-10	EQUIP.SERVICES - REPAIRS	1,238	1,244	2,000	2,752	37.60%
42-11	EQUIP. SERVICES - FUEL	551	798	550	1,100	100.00%
43-01	ELECTRICITY	112,301	118,399	116,000	131,842	13.66%
43-02	WATER, SEWER, GARBAGE	57,479	51,822	66,000	66,000	0.00%
44-00	RENTALS & LEASES	0	0	750	1,500	100.00%
46-00	REPAIR AND MAINTENANCE	16,203	12,690	12,294	12,294	0.00%
46-04	EQUIP. MAINTENANCE	0	0	10,000	10,000	0.00%
46-06	OTHER MAINTENANCE	6,681	6,363	6,500	6,500	0.00%
47-00	PRINTING AND BINDING	17,721	22,755	30,000	30,000	0.00%
47-02	ADVERTISING (NON-LEGAL)	1,001	0	6,000	6,000	0.00%
47-05	PHOTO AND VIDEO	0	0	1,500	1,500	0.00%
47-06	DUPLICATING	2,093	2,207	6,000	7,500	25.00%
49-00	OTHER CURRENT CHARGES	12,292	12,292	12,292	12,292	0.00%
49-04	EMPLOYEE DEVELOPMENT	0	0	2,000	2,000	0.00%
49-05	SPECIAL EVENTS	0	0	49,000	60,000	22.45%
51-00	OFFICE SUPPLIES	4,980	5,183	6,000	7,000	16.67%
51-01	STATIONERY	0	0	0	2,500	0.00%
51-02	OTHER OFFICE SUPPLIES	83	0	0	0	0.00%
51-06	RESALE SUPPLIES	0	0	10,000	20,000	100.00%

FISCAL YEAR 2002
BUDGET DETAIL
COMMUNITY SERVICES
RECREATION

	ACCOUNT DESCRIPTION	98 - 99 ACTUALS	99 - 00 ACTUALS	00 - 01 ORIGINAL BUDGET	01 - 02 APPROVED	PERCENT CHANGE FY 01 - 02
52-00	OPERATING SUPPLIES	24,392	18,144	44,100	50,600	14.74%
52-01	RECREATIONAL PGM. EXPENSE	128	30	6,000	6,000	0.00%
52-07	UNIFORMS	0	0	3,000	3,500	16.67%
52-09	OTHER CLOTHING	0	1,818	3,000	3,500	16.67%
52-10	JANITORIAL SUPPLIES	8,444	8,444	8,444	8,444	0.00%
54-00	BOOKS, PUBS, SUBS, MEMBS	0	32	750	1,000	33.33%
54-01	MEMBERSHIPS	1,262	1,730	2,100	2,100	0.00%
54-02	BOOKS, PUBS, SUBS.	591	1,709	0	0	0.00%
	TOTAL OPERATING EXPENSES	**496,313**	**531,855**	**647,930**	**722,930**	**11.58%**
NON-OPERATING EXPENSES						
60-40	MACHINERY EQUIP	3,445	0	0	0	0.00%
60-80	COMPUTER PURCHASES	4,880	0	0	0	0.00%
	TOTAL NON-OPERATING EXPENSES	**8,325**	**0**	**0**	**0**	**0.00%**
	TOTAL EXPENSES	**$1,120,587**	**$1,245,026**	**$1,496,380**	**$1,692,888**	**13.13%**

Police
&
Emergency
Services

POLICE & EMERGENCY SERVICES

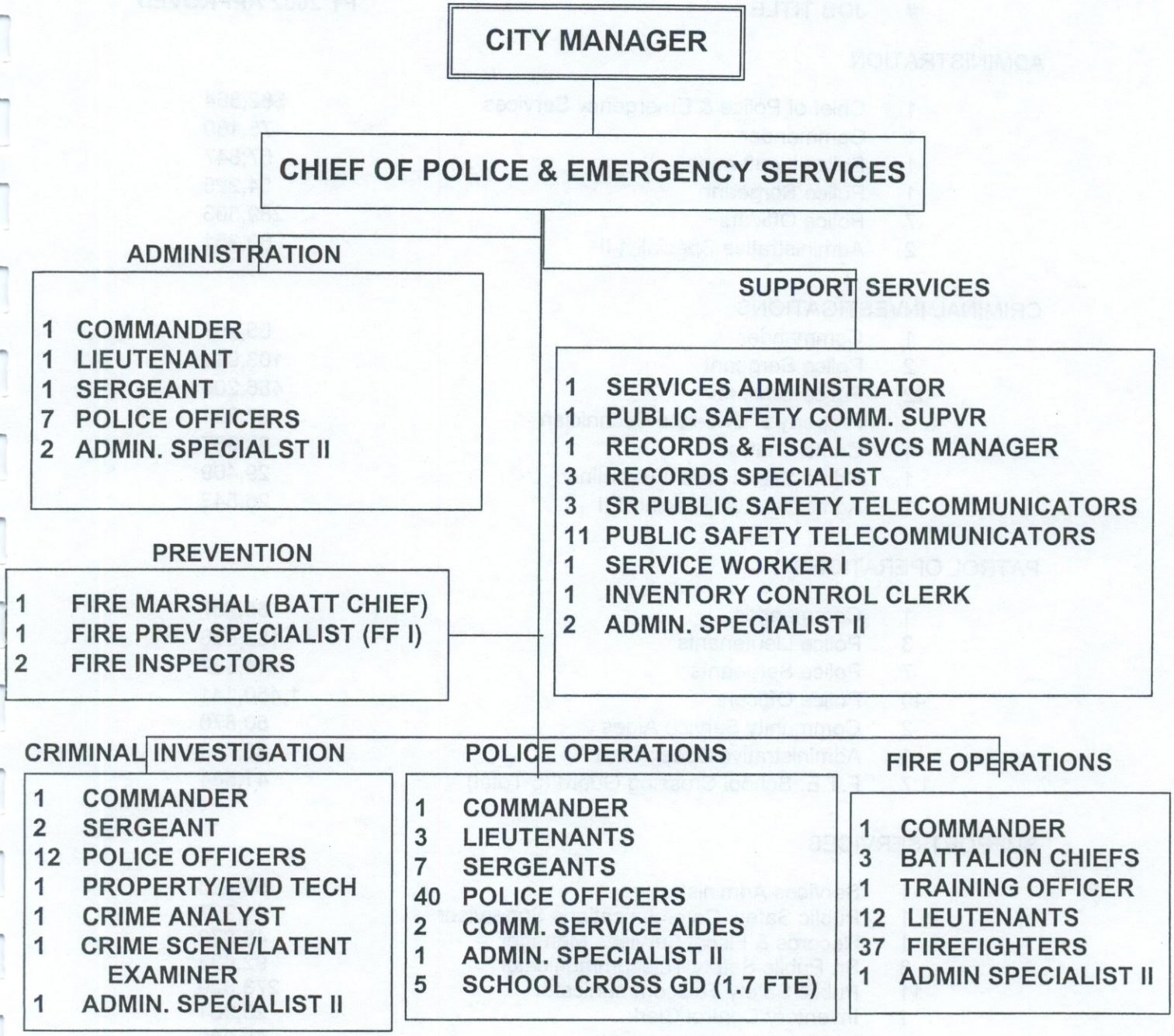

AUTHORIZED PERSONNEL:

	2001 BASE BUDGET	2001 REVISED BUDGET	2002 DEPT REQUEST	2002 APPVD BUDGET
ADMINISTRATION	12	12	13	13
SUPPORT SERVICES	24	24	24	24
PREVENTION	3.5	3.5	4	4
CRIMINAL IINVESTIGATION	18	18	19	19
POLICE OPERATIONS	56.7	56.7	55.7	55.7
FIRE OPERATIONS	54	54	54	55

FISCAL YEAR 2002
BUDGET DETAIL

FUND: 001 POLICE & EMERGENCY SERVICES

#	JOB TITLE	FY 2002 APPROVED
ADMINISTRATION		
1	Chief of Police & Emergency Services	$82,864
1	Commander	75,160
1	Police Lieutenant	57,847
1	Police Sergeant	54,225
7	Police Officers	289,503
2	Administrative Specialist II	60,351
CRIMINAL INVESTIGATIONS		
1	Commander	65,257
2	Police Sergeant	103,914
12	Police Officers	486,206
1	Property & Evidence Technician	27,691
1	Crime Analyst	33,987
1	Crime Scene Latent Examiner	29,409
1	Administrative Specialist II	26,543
PATROL OPERATIONS		
1	Commander	65,257
3	Police Lieutenants	183,856
7	Police Sergeants	344,687
40	Police Officers	1,450,141
2	Community Service Aides	50,870
1	Administrative Specialist II	30,763
1.7	F.T.E. School Crossing Guard (5 Total)	41,584
SUPPORT SERVICES		
1	Services Administrator	53,428
1	Public Safety Communications Supervisor	41,957
1	Records & Fiscal Services Manager	46,879
3	Sr. Public Safety Telecommunicator	92,633
11	Public Safety Telecommunicator	273,820
1	Inventory Control Clerk	28,951
2	Administrative Specialist II	58,883
3	Records Specialist	80,139
1	Service Worker I	24,568

FISCAL YEAR 2002
BUDGET DETAIL

FUND: 001 POLICE & EMERGENCY SERVICES

#	JOB TITLE	FY 2002 APPROVED
	FIRE OPERATIONS	
1	Commander	71,058
3	Battalion Chief	186,447
1	Training Officer	62,149
12	Fire Lieutenants	548,023
37	Firefighters	1,368,567
1	Administrative Specialist II	29,058
	PREVENTION SERVICES	
1	Battalion Chief/Fire Marshall	59,558
1	Firefighter	47,222
2	Fire Inspector	72,620
170.7	Total Approved Positions	6,706,075
	Regular Salaries	6,706,075
	Other Salaries	64,831
	State Incentive Pay	88,966
	Overtime	335,686
	Special Duty Pay	180,000
	Holiday Pay	166,907
	Police Early Retirement Incentive (1)	118,529
	Fire Early Retirement Incentive (2)	57,135
	Employer Payroll Expenses	1,414,787
	General & Merit Increase	290,557
		$9,423,473

(1) Cost of Early Retirement Incentives:
1994 Agreement: $78,173 through Fiscal Year 2008
2000 Agreement: $40,356 through Fiscal Year 2014

(2) Cost of 1994 Early Retirement Incentives:
$57,135 through Fiscal Year 2022

FISCAL YEAR 2002
BUDGET DETAIL
POLICE AND EMERGENCY SERVICES
DEPARTMENT SUMMARY

	ACCOUNT DESCRIPTION	98 - 99 ACTUALS	99 - 00 ACTUALS	00 - 01 ORIGINAL BUDGET	01 - 02 APPROVED	PERCENT CHANGE FY 01 - 02
PERSONAL SERVICES						
10-20	REGULAR SALARIES & WAGES	5,539,769	6,153,160	6,282,950	6,706,075	6.73%
10-30	OTHER SALARIES	154,968	118,878	65,831	64,831	-1.52%
10-32	STATE INCENTIVE PAY	97,150	86,203	82,811	88,966	7.43%
10-40	OVERTIME	370,455	658,451	270,686	335,686	24.01%
10-41	SPECIAL DUTY PAY	141,908	172,879	180,000	180,000	0.00%
10-42	HOLIDAY PAY	93,658	67,491	150,609	166,907	10.82%
25-01	FICA	483,576	544,137	500,716	505,771	1.01%
25-03	RETIREMENT CONTRIBUTIONS	173,845	180,967	190,872	234,492	22.85%
25-04	LIFE/HEALTH INSURANCE	554,408	563,649	711,939	850,188	19.42%
29-00	GENERAL & MERIT INC.	0	0	218,118	290,557	33.21%
	TOTAL PERSONAL EXPENSES	**7,609,737**	**8,545,815**	**8,654,532**	**9,423,473**	**8.88%**
OPERATING EXPENSES						
30-00	OPERATING EXPENDITURES	9,022	7,934	15,775	13,375	-15.21%
30-61	PURCHASING CARD CHARGES	319	0	0	0	0.00%
31-00	PROFESSIONAL SERVICES	1,976	1,551	0	0	0.00%
31-01	PROFESSIONAL SERVICES	7,804	7,787	9,050	11,450	26.52%
31-04	OTHER CONTRACTUAL SVCS	19,268	30,609	44,052	51,374	16.62%
40-01	TRAVEL	16,828	11,967	15,290	14,440	-5.56%
40-02	SCHOOL AND TRAINING	42,115	35,652	53,892	59,692	10.76%
41-00	COMMUNICATIONS	69,086	64,325	72,216	89,764	24.30%
42-00	TRANSPORTATION	-75	18	0	0	0.00%
42-10	EQUIP.SERVICES - REPAIRS	367,823	384,310	367,000	408,957	11.43%
42-11	EQUIP. SERVICES - FUEL	76,683	104,379	97,000	99,500	2.58%
43-01	ELECTRICITY	52,960	53,693	60,000	69,000	15.00%
43-02	WATER, SEWER, GARBAGE	13,723	15,896	22,700	21,300	-6.17%
44-00	RENTALS & LEASES	16,363	17,001	19,150	19,150	0.00%
46-00	REPAIR AND MAINTENANCE	81,232	55,003	33,154	34,294	3.44%
46-02	BUILDINGS & GROUND MAINT.	0	0	3,232	1,217	-62.35%
46-05	STORM REPAIR	0	315	0	0	0.00%
46-14	HYDRANT MAINTENANCE	973	694	500	500	0.00%
47-00	PRINTING AND BINDING	3,661	5,849	6,000	6,600	10.00%
47-06	DUPLICATING	164	175	0	0	0.00%
49-00	OTHER CURRENT CHARGES	21,086	7,491	8,050	8,200	1.86%
49-07	EMPLOYEE RECOGNITION	0	0	1,000	1,000	0.00%
51-00	OFFICE SUPPLIES	16,000	15,853	19,500	18,850	-3.33%
52-00	OPERATING SUPPLIES	148,974	97,553	70,120	71,720	2.28%
52-07	UNIFORMS	0	25,795	55,877	56,377	0.89%
52-08	SHOP SUPPLIES	0	126	0	0	0.00%
52-10	JANITORIAL SUPPLIES	0	5,620	10,100	10,100	0.00%
52-23	VEST	0	0	0	1,500	0.00%
54-00	BOOKS, PUBS, SUBS, MEMBS	1,483	1,223	1,300	2,300	76.92%
54-01	MEMBERSHIPS	4,678	3,722	1,180	1,445	22.46%
54-02	BOOKS, PUBS, SUBS.	0	0	2,880	2,850	-1.04%
	TOTAL OPERATING EXPENSES	**972,146**	**954,541**	**989,018**	**1,074,955**	**8.69%**

FISCAL YEAR 2002
BUDGET DETAIL
POLICE AND EMERGENCY SERVICES
DEPARTMENT SUMMARY (CONT.)

	ACCOUNT DESCRIPTION	98 - 99 ACTUALS	99 - 00 ACTUALS	00 - 01 ORIGINAL BUDGET	01 - 02 APPROVED	PERCENT CHANGE FY 01 - 02
NON-OPERATING EXPENSES						
60-40	MACHINERY EQUIP	30,637	18,286	19,375	20,225	4.39%
	TOTAL NON-OPERATING EXPENSES	**30,637**	**18,286**	**19,375**	**20,225**	**4.39%**
	TOTAL EXPENSES	**$8,612,520**	**$9,518,642**	**$9,662,925**	**$10,518,653**	**8.86%**

FISCAL YEAR 2002
BUDGET DETAIL
POLICE AND EMERGENCY SERVICES
ADMINISTRATION

001.1101.521

	ACCOUNT DESCRIPTION	98 - 99 ACTUALS	99 - 00 ACTUALS	00 - 01 ORIGINAL BUDGET	01 - 02 APPROVED	PERCENT CHANGE FY 01 - 02
PERSONAL SERVICES						
10-20	REGULAR SALARIES & WAGES	188,617	565,087	537,907	619,950	15.25%
10-30	OTHER SALARIES	254	1,396	1,503	1,503	0.00%
10-32	STATE INCENTIVE PAY	2,210	11,373	11,589	13,520	16.66%
10-40	OVERTIME	1,101	14,079	2,000	2,000	0.00%
10-42	HOLIDAY PAY	0	957	11,782	15,028	27.55%
25-01	FICA	13,348	43,719	42,224	47,428	12.32%
25-03	RETIREMENT CONTRIBUTIONS	5,515	5,718	5,871	6,477	10.32%
25-04	LIFE/HEALTH INSURANCE	13,756	44,973	51,078	58,999	15.51%
29-00	GENERAL & MERIT INC.	0	0	24,014	31,079	29.42%
	TOTAL PERSONAL SERVICES	**224,801**	**687,302**	**687,968**	**795,984**	**15.70%**
OPERATING EXPENSES						
30-00	OPERATING EXPENDITURES	575	-78	700	1,400	100.00%
30-61	PURCHASING CARD CHARGES	319	0	0	0	0.00%
31-04	OTHER CONTRACTUAL SERVICES	0	0	4,590	4,590	0.00%
40-01	TRAVEL	0	11,563	6,790	6,790	0.00%
40-02	SCHOOL AND TRAINING	0	31,144	31,792	36,792	15.73%
46-00	REPAIR AND MAINTENANCE	24,643	16,496	0	0	0.00%
46-02	BUILDINGS & GROUND MAINT.	0	0	3,232	1,217	-62.35%
47-00	PRINTING AND BINDING	1,582	4,471	6,000	6,000	0.00%
49-00	OTHER CURRENT CHARGES	1,192	765	1,000	1,000	0.00%
49-07	EMPLOYEE RECOGNITION	0	0	1,000	1,000	0.00%
51-00	OFFICE SUPPLIES	4,010	3,713	0	0	0.00%
52-00	OPERATING SUPPLIES	1,454	10,288	16,100	16,100	0.00%
54-01	MEMBERSHIPS	998	1,685	780	895	14.74%
54-02	BOOKS, PUBS, SUBS.	0	0	2,200	2,200	0.00%
	TOTAL OPERATING EXPENSES	**34,773**	**80,047**	**74,184**	**77,984**	**5.12%**
NON-OPERATING EXPENSES						
60-40	MACHINERY EQUIP	5,267	0	0	1,200	0.00%
	TOTAL NON-OPERATING EXPENSES	**5,267**	**0**	**0**	**1,200**	**0.00%**
	TOTAL EXPENSES	**$264,841**	**$767,349**	**$762,152**	**$875,168**	**14.83%**

FISCAL YEAR 2002
BUDGET DETAIL
POLICE AND EMERGENCY SERVICES
CRIMINAL INVESTIGATION

001.1119.521

	ACCOUNT DESCRIPTION	98 - 99 ACTUALS	99 - 00 ACTUALS	00 - 01 ORIGINAL BUDGET	01 - 02 APPROVED	PERCENT CHANGE FY 01 - 02
PERSONAL SERVICES						
10-20	REGULAR SALARIES & WAGES	647,692	660,566	699,725	773,007	10.47%
10-30	OTHER SALARIES	0	0	1,000	0	-100.00%
10-32	STATE INCENTIVE PAY	19,792	15,207	15,814	16,296	3.05%
10-40	OVERTIME	51,122	64,157	57,000	57,000	0.00%
10-42	HOLIDAY PAY	4,332	631	19,346	20,662	6.80%
25-01	FICA	54,288	55,464	56,219	58,805	4.60%
25-03	RETIREMENT CONTRIBUTIONS	3,069	3,646	4,717	6,202	31.48%
25-04	LIFE/HEALTH INSURANCE	56,749	51,879	78,291	92,731	18.44%
29-00	GENERAL & MERIT INC.	0	0	22,068	34,486	56.27%
	TOTAL PERSONAL SERVICES	**837,044**	**851,550**	**954,180**	**1,059,189**	**11.01%**
OPERATING EXPENSES						
31-00	PROFESSIONAL SERVICES	1,976	1,551	0	0	0.00%
31-01	PROFESSIONAL SERVICES		0	1,450	1,450	0.00%
31-04	OTHER CONTRACTUAL SVCS	0	188	300	300	0.00%
40-01	TRAVEL	603	89	3,000	3,000	0.00%
40-02	SCHOOL & TRAINING	0	0	2,000	2,000	0.00%
44-00	RENTALS & LEASES	408	2,734	3,150	3,150	0.00%
49-00	OTHER CURRENT CHARGES	6,000	6,000	6,000	6,000	0.00%
51-00	OFFICE SUPPLIES	22	162	0	0	0.00%
52-00	OPERATING SUPPLIES	23,386	16,361	21,125	21,125	0.00%
54-00	BOOKS, PUBS, SUBS, MEMBS	0	0	800	800	0.00%
54-01	MEMBERSHIPS	879	981	0	0	0.00%
	TOTAL OPERATING EXPENSES	**33,274**	**28,066**	**37,825**	**37,825**	**0.00%**
NON-OPERATING EXPENSES						
60-40	MACHINERY EQUIP	1,000	0	1,000	1,000	0.00%
	TOTAL NON-OPERATING EXPENSES	**1,000**	**0**	**1,000**	**1,000**	**0.00%**
	TOTAL EXPENSES	**$871,318**	**$879,616**	**$993,005**	**$1,098,014**	**10.57%**

FISCAL YEAR 2002
BUDGET DETAIL
POLICE AND EMERGENCY SERVICES
POLICE OPERATIONS

001.1120.521

	ACCOUNT DESCRIPTION	98 - 99 ACTUALS	99 - 00 ACTUALS	00 - 01 ORIGINAL BUDGET	01 - 02 APPROVED	PERCENT CHANGE FY 01 - 02
PERSONAL SERVICES						
10-20	REGULAR SALARIES & WAGES	2,065,768	2,086,037	2,103,906	2,167,158	3.01%
10-30	OTHER SALARIES	1	0	5,676	5,676	0.00%
10-32	STATE INCENTIVE PAY	60,461	49,676	45,509	48,648	6.90%
10-40	OVERTIME	80,034	119,081	51,975	51,975	0.00%
10-41	SPECIAL DUTY PAY	137,892	168,082	180,000	180,000	0.00%
10-42	HOLIDAY PAY	40,588	15,595	59,368	73,317	23.50%
25-01	FICA	181,535	183,426	176,965	164,829	-6.86%
25-03	RETIREMENT CONTRIBUTIONS	81,585	83,247	86,990	127,457	46.52%
25-04	LIFE/HEALTH INSURANCE	189,264	180,887	229,133	275,098	20.06%
29-00	GENERAL & MERIT INC.	0	0	65,404	89,997	37.60%
	TOTAL PERSONAL SERVICES	**2,837,128**	**2,886,031**	**3,004,926**	**3,184,155**	**5.96%**
OPERATING EXPENSES						
30-00	OPERATING EXPENDITURES	830	973	1,800	1,800	0.00%
31-01	PROFESSIONAL SERVICES	2,140	2,116	2,000	2,000	0.00%
40-01	TRAVEL	2,172	0	1,000	1,000	0.00%
40-02	SCHOOL AND TRAINING	0	0	4,000	4,000	0.00%
44-00	RENTALS & LEASES	5,005	5,553	5,000	5,000	0.00%
46-00	REPAIR AND MAINTENANCE	986	2,561	2,750	2,750	0.00%
47-00	PRINTING AND BINDING	757	803	0	0	0.00%
51-00	OFFICE SUPPLIES	85	149	0	0	0.00%
52-00	OPERATING SUPPLIES	11,706	16,498	17,985	17,335	-3.61%
54-00	BOOKS, PUBS, SUBS, MEMBS	1,483	1,223	0	0	0.00%
54-02	BOOKS, PUBS, SUBS.	0	0	500	500	0.00%
	TOTAL OPERATING EXPENSES	**25,164**	**29,876**	**35,035**	**34,385**	**-1.86%**
NON-OPERATING EXPENSES						
60-40	MACHINERY EQUIP	4,025	10,076	3,900	3,800	-2.56%
	TOTAL NON-OPERATING EXPENSES	**4,025**	**10,076**	**3,900**	**3,800**	**-2.56%**
	TOTAL EXPENSES	**$2,866,317**	**$2,925,983**	**$3,043,861**	**$3,222,340**	**5.86%**

FISCAL YEAR 2002
BUDGET DETAIL
POLICE AND EMERGENCY SERVICES
SUPPORT SERVICES

001.1121.521

	ACCOUNT DESCRIPTION	98 - 99 ACTUALS	99 - 00 ACTUALS	00 - 01 ORIGINAL BUDGET	01 - 02 APPROVED	PERCENT CHANGE FY 01 - 02
PERSONAL SERVICES						
10-20	REGULAR SALARIES & WAGES	704,699	656,732	655,907	701,258	6.91%
10-30	OTHER SALARIES	2,238	185	1,500	1,500	0.00%
10-32	STATE INCENTIVE PAY	2,912	0	0	0	0.00%
10-40	OVERTIME	53,616	40,482	20,211	20,211	0.00%
10-42	HOLIDAY PAY	270	0	0	0	0.00%
25-01	FICA	58,498	52,613	49,390	52,620	6.54%
25-03	RETIREMENT CONTRIBUTIONS	19,436	21,665	24,319	25,075	3.11%
25-04	LIFE/HEALTH INSURANCE	82,998	79,314	95,284	104,729	9.91%
29-00	GENERAL & MERIT INC.	0	0	36,326	44,089	21.37%
	TOTAL PERSONAL SERVICES	**924,667**	**850,991**	**882,937**	**949,482**	**7.54%**
OPERATING EXPENSES						
30-00	OPERATING EXPENDITURES	821	1,030	1,680	1,680	0.00%
31-04	OTHER CONTRACTUAL SVCS	5,881	19,250	26,662	35,484	33.09%
40-01	TRAVEL	14,066	137	1,500	650	-56.67%
40-02	SCHOOL AND TRAINING	42,115	4,508	4,000	800	-80.00%
41-00	COMMUNICATIONS	69,086	64,325	72,216	89,764	24.30%
42-00	TRANSPORTATION	-75	18	0	0	0.00%
42-10	EQUIP.SERVICES - REPAIRS	248,862	253,839	212,000	236,765	11.68%
42-11	EQUIP. SERVICES - FUEL	66,935	88,936	80,000	80,000	0.00%
43-01	ELECTRICITY	42,797	53,693	60,000	69,000	15.00%
43-02	WATER, SEWER, GARBAGE	6,113	15,161	22,700	21,300	-6.17%
44-00	RENTALS & LEASES	10,950	8,714	11,000	11,000	0.00%
46-00	REPAIR AND MAINTENANCE	39,945	21,570	17,644	17,644	0.00%
46-05	STORM REPAIR	0	315	0	0	0.00%
47-00	PRINTING AND BINDING	578	575	0	600	0.00%
47-06	DUPLICATING	164	175	0	0	0.00%
49-00	OTHER CURRENT CHARGES	13,762	664	750	900	20.00%
51-00	OFFICE SUPPLIES	11,276	11,272	15,500	15,500	0.00%
52-00	OPERATING SUPPLIES	42,624	34,741	4,350	5,950	36.78%
52-07	UNIFORMS	0	0	26,877	25,377	-5.58%
52-10	JANITORIAL SUPPLIES	0	0	3,600	3,600	0.00%
52-23	VESTS	0	0	0	1,500	0.00%
54-01	MEMBERSHIPS	1,806	644	400	550	37.50%
54-02	BOOKS, PUBS, SUBS.	0	0	180	150	-16.67%
	TOTAL OPERATING EXPENSES	**617,706**	**579,567**	**561,059**	**618,214**	**10.19%**
NON-OPERATING EXPENSES						
60-40	MACHINERY EQUIP	15,785	0	0	0	0.00%
	TOTAL NON-OPERATING EXPENSES	**15,785**	**0**	**0**	**0**	**0.00%**
	TOTAL EXPENSES	**$1,558,158**	**$1,430,558**	**$1,443,996**	**$1,567,696**	**8.57%**

FISCAL YEAR 2002
BUDGET DETAIL
POLICE AND EMERGENCY SERVICES
FIRE OPERATIONS

001.0810.522

	ACCOUNT DESCRIPTION	98 - 99 ACTUALS	99 - 00 ACTUALS	00 - 01 ORIGINAL BUDGET	01 - 02 APPROVED	PERCENT CHANGE FY 01 - 02
PERSONAL SERVICES						
10-20	REGULAR SALARIES & WAGES	1,728,960	2,050,198	2,133,280	2,265,302	6.19%
10-30	OTHER SALARIES	150,929	116,007	56,152	56,152	0.00%
10-32	STATE INCENTIVE PAY	9,322	9,947	9,899	10,502	6.09%
10-40	OVERTIME	170,585	409,054	135,000	200,000	48.15%
10-41	SPECIAL DUTY PAY	4,016	4,797	0	0	0.00%
10-42	HOLIDAY PAY	47,001	47,658	60,113	57,900	-3.68%
25-01	FICA	158,893	197,511	164,534	168,682	2.52%
25-03	RETIREMENT CONTRIBUTIONS	60,764	63,999	65,812	65,498	-0.48%
25-04	LIFE/HEALTH INSURANCE	189,997	194,383	239,538	300,208	25.33%
29-00	GENERAL & MERIT INC.	0	0	62,792	81,783	30.24%
	TOTAL PERSONAL SERVICES	**2,520,467**	**3,093,554**	**2,927,120**	**3,206,027**	**9.53%**
OPERATING EXPENSES						
30-00	OPERATING EXPENDITURES	6,796	6,009	4,835	1,785	-63.08%
31-01	PROFESSIONAL SERVICES	5,664	5,671	5,600	8,000	42.86%
31-04	OTHER CONTRACTUAL SVCS	13,387	11,171	12,500	11,000	-12.00%
40-01	TRAVEL	(13)	178	3,000	3,000	0.00%
40-02	SCHOOL AND TRAINING	0	0	12,100	16,100	33.06%
42-10	EQUIP.SERVICES - REPAIRS	118,961	130,471	155,000	172,192	11.09%
42-11	EQUIP. SERVICES - FUEL	9,748	15,443	17,000	19,500	14.71%
43-01	ELECTRICITY	10,163	0	0	0	0.00%
43-02	WATER, SEWER, GARBAGE	7,610	735	0	0	0.00%
46-00	REPAIR AND MAINTENANCE	14,118	14,205	10,260	11,400	11.11%
46-14	HYDRANT MAINTENANCE	973	694	500	500	0.00%
49-00	OTHER CURRENT CHARGES	132	62	300	300	0.00%
51-00	OFFICE SUPPLIES	607	557	2,000	1,350	-32.50%
52-00	OPERATING SUPPLIES	58,475	14,516	9,800	10,450	6.63%
52-07	UNIFORMS	0	25,795	29,000	31,000	6.90%
52-08	SHOP SUPPLIES	0	126	0	0	0.00%
52-10	JANITORIAL SUPPLIES	0	5,620	6,500	6,500	0.00%
54-00	BOOKS, PUBS, SUBS, MEMBS	0	0	0	1,000	0.00%
	TOTAL OPERATING EXPENSES	**246,621**	**231,253**	**268,395**	**294,077**	**9.57%**
NON-OPERATING EXPENSES						
60-40	MACHINERY EQUIP	4,560	8,210	12,025	11,725	-2.49%
	TOTAL NON-OPERATING EXPENSES	**4,560**	**8,210**	**12,025**	**11,725**	**-2.49%**
	TOTAL EXPENSES	**$2,771,648**	**$3,333,017**	**$3,207,540**	**$3,511,829**	**9.49%**

FISCAL YEAR 2002
BUDGET DETAIL
POLICE AND EMERGENCY SERVICES
FIRE PREVENTION

001.0811.522

	ACCOUNT DESCRIPTION	98 - 99 ACTUALS	99 - 00 ACTUALS	00 - 01 ORIGINAL BUDGET	01 - 02 APPROVED	PERCENT CHANGE FY 01 - 02
PERSONAL SERVICES						
10-20	REGULAR SALARIES & WAGES	204,033	134,540	152,225	179,400	17.85%
10-30	OTHER SALARIES	1,546	1,290	0	0	0.00%
10-32	STATE INCENTIVE PAY	2,453	0	0	0	0.00%
10-40	OVERTIME	13,997	11,598	4,500	4,500	0.00%
10-42	HOLIDAY PAY	1,467	2,650	0	0	0.00%
25-01	FICA	17,014	11,404	11,384	13,407	17.77%
25-03	RETIREMENT CONTRIBUTIONS	3,476	2,692	3,163	3,783	19.60%
25-04	LIFE/HEALTH INSURANCE	21,644	12,213	18,615	18,423	-1.03%
29-00	GENERAL & MERIT INC.	0	0	7,514	9,123	21.41%
	TOTAL PERSONAL SERVICES	**265,630**	**176,387**	**197,401**	**228,636**	**15.82%**
OPERATING EXPENSES						
30-00	OPERATING EXPENDITURES	0	0	6,760	6,710	-0.74%
46-00	REPAIR AND MAINTENANCE	1,540	171	2,500	2,500	0.00%
47-00	PRINTING AND BINDING	744	0	0	0	0.00%
51-00	OFFICE SUPPLIES	0	0	2,000	2,000	0.00%
52-00	OPERATING SUPPLIES	11,329	5,149	760	760	0.00%
54-00	BOOKS, PUBS, SUBS, MEMBS	0	0	500	500	0.00%
54-01	MEMBERSHIPS	995	412	0	0	0.00%
	TOTAL OPERATING EXPENSES	**14,608**	**5,732**	**12,520**	**12,470**	**-0.40%**
NON-OPERATING EXPENSES						
60-40	MACHINERY EQUIP	4,560	0	2,450	2,500	2.04%
	TOTAL NON-OPERATING EXPENSES	**4,560**	**0**	**2,450**	**2,500**	**2.04%**
	TOTAL EXPENSES	**284,798**	**182,119**	**212,371**	**243,606**	**14.71%**

Enterprise Funds

Water

&

Sewer

WATER

&

SEWER

FUND

FISCAL YEAR 2002
WATER / SEWER FUND
STATEMENT OF CASH FLOW

BEGINNING BALANCE - UNDESIGNATED RESERVES (1)			**$4,981,100**
ADD:	**BUDGETED REVENUES:**		
	OPERATING:		
	Water Sales	$9,236,700	
	Sewer Charges	8,877,500	
	Other Operating	386,000	$18,500,200
	NON-OPERATING		
	Interest Income	$800,000	
	System Development Charges	700,000	
	Payments on Assessments	100,000	
	Re-Payment CDBG (2)	160,000	$1,760,000
			$20,260,200
TOTAL AVAILABLE RESOURCES:			**$25,241,300**
LESS:	**BUDGETED EXPENDITURES:**		
	Administration	998,934	
	Water Production	3,001,909	
	Water Distribution	1,231,356	
	Wastewater Treatment	1,744,554	
	Wastewater Collection	796,939	
	Utilities Maintenance	1,175,254	
	Debt Principal (Parity Debt)	1,915,000	
	Debt Interest (Parity Debt)	1,132,302	
	State Revolving Loan - Princ.	1,198,320	
	State Revolving Loan - Int.	647,657	
	Transfer - General Fund Admin.	2,239,100	
	Transfer - Pmt in Lieu of Taxes	1,215,400	
	Transfer - Self Insurance	476,100	
	Capital Projects:		
	C.I.P. Program	1,414,000	
	Repair and Replacement	1,396,500	
	Depreciation	-	$20,583,325
BUDGETED CASH FLOW			**($323,125)**
ENDING BALANCE - UNDESIGNATED RESERVES			**$4,657,975**

(1) Audited balance 9/30/00 plus cash reserves budgeted fiscal year 2001.

(2) Repayment of $800,000 2001 loan from CDBG Funds for River Park Community Center. Five Years, 2002-2006, @ $160,000 annually.

FISCAL YEAR 2002
WATER / SEWER FUND
STATEMENT OF REVENUES, EXPENDITURES AND NET INCOME

ADD:	**BUDGETED REVENUES:**		
	OPERATING:		
	Water Sales	$9,236,700	
	Sewer Charges	8,877,500	
	Other Operating	386,000	$18,500,200
	NON-OPERATING		
	Interest Income		800,000
			$19,300,200
LESS:	**BUDGETED EXPENDITURES:**		
	Administration	998,934	
	Water Production	3,001,909	
	Water Distribution	1,231,356	
	Wastewater Treatment	1,744,554	
	Wastewater Collection	796,939	
	Utilities Maintenance	1,175,254	
	Debt Principal (Parity Debt)	-	
	Debt Interest (Parity Debt)	1,132,302	
	State Revolving Loan - Princ.	-	
	State Revolving Loan - Int.	647,657	
	Transfer - General Fund Admin.	2,239,100	
	Transfer - Pmt in Lieu of Taxes (1)	1,215,400	
	Transfer - Self Insurance	476,100	
	Capital Projects	-	
	Depreciation	5,100,000	$19,759,505
BUDGETED NET INCOME			**($459,305)**

NOTE: Budget schedule prepared on the full accrual accounting basis, consistent with preparation of annual audit report.

(1) 6% of revenues plus 1.15 Mills on property, plant, and equipment (net).

FISCAL YEAR 2002
WATER / SEWER FUND
DEBT SERVICE COVERAGE CALCULATION
($000'S OMITTED)

OPERATING REVENUES		**$18,500**
OPERATING EXPENSES:		
WATER SYSTEM:		
WATER PRODUCTION	$3,002	
WATER DISTRIBUTION	1,231	
SEWER SYSTEM:		
WASTEWATER TREATMENT	1,745	
WASTEWATER COLLECTION	797	
UTILITIES MAINTENANCE	1,175	
ADMINISTRATION	999	
SELF-INSURANCE	476	9,425
OPERATING INCOME		**$9,075**
OTHER INCOME:		
INTEREST INCOME	$800	
SYSTEM DEVELOPMENT (1)	N/A	800
NET REVENUES AVAILABLE FOR DEBT SERVICE, RENEWAL & REPLACEMENT, INTERFUND TRANSFER & CAPITAL REQUIREMENTS		$9,875
DEBT SERVICE REQUIREMENTS		$4,893
DEBT SERVICE COVERAGE (1)		**2.02**
INTERFUND TRANSFER (2)		$3,454

(1) City of Naples Bond Covenants require debt service coverage of 1.35, exclusive of system development revenues.

(2) Administrative overhead allocation payment to the General Fund, plus payment-in-lieu-of-taxes (PILOT).

CITY OF NAPLES
WATER / SEWER FUND
REVENUE SUMMARY

CLASSIFICATIONS:	ACTUAL 1997-98	ACTUAL 1998-99	ACTUAL 1999-00	PROJECTED 2000-01	BUDGET 2001-02
WATER:					
Water Sales	$7,685,110	$7,631,023	$8,397,396	$8,244,300	$8,491,600
Water Surcharge	669,163	660,851	743,675	723,400	745,100
Hydrant	11,797	20,908	10,302	15,000	15,000
Tapping Fees	170,705	138,352	150,357	125,000	125,000
Installation Fees	17,945	8,635	33,788	10,000	10,000
Connection Charges	6,461	9,994	51,735	10,000	10,000
Delinquent Fees	70,369	53,942	85,507	60,000	60,000
Miscellaneous	138,685	86,345	27,406	50,000	50,000
Total Water	$8,770,235	$8,610,050	$9,500,166	$9,237,700	$9,506,700
SEWER					
Service Charges	$7,558,802	$7,990,539	$7,848,539	$8,111,300	$8,354,600
Sewer Surcharge	470,323	464,597	521,066	507,600	522,900
Connection Charges	11,840	42,925	39,149	30,000	30,000
Inspection	1,806	1,020	1,020	1,000	1,000
Re-Use Water	43,119	54,892	72,637	75,000	75,000
Miscellaneous	783,810	13,673	2,618	10,000	10,000
Total Sewer	$8,869,700	$8,567,646	$8,485,029	$8,734,900	$8,993,500
NON-OPERATING					
System Development	$1,291,135	$808,360	$1,274,815	$700,000	$700,000
Interest Income	873,257	509,931	935,176	800,000	800,000
Fund Transfers	58,765	4,800	37,800	-	-
State Revolving Loan	6,075,070	2,959,662	393,496	-	-
Assessment Payment	699,429	258,897	121,127	100,000	100,000
Sale of Property	-	-	2,461,529	-	-
Bond Proceeds	-	-	-	7,385,000	-
Re-Payment CDBG	-	-	-	-	160,000
Total Non-Operating	$8,997,656	$4,541,650	$5,223,943	$8,985,000	$1,760,000
TOTAL WATER & SEWER	**$26,637,591**	**$21,719,346**	**$23,209,138**	**$26,957,600**	**$20,260,200**

FISCAL YEAR 2002
BUDGET DETAIL

FUND: 420 WATER & SEWER FUND

#	JOB TITLE	FY 2002 APPROVED
	ADMINISTRATION	
1	Public Works Director	$86,579
1	Budget & CIP Manager	59,354
1	Public Works Analyst	29,490
1	Admin. Coordinator Public Works	33,103
1	Administrative Specialist II	28,331
1	Administrative Specialist I	25,156
0.5	Tradesworker	14,412
	WATER PRODUCTION	
1	Utilities Director	65,964
1	Treatment Plant Supervisor	45,085
10	Plant Operator	337,857
1	Utilities Maintenance Technician I	24,635
1	Equipment Operator III	28,584
1	Administrative Specialist II	23,411
1	Service Worker III	26,470
	WATER DISTRIBUTION	
1	Distribution Supervisor	48,014
2	Cross Control Technician	61,655
4	Sr. Utilities Technician	125,696
9	Utilities Technician	193,774
2	Utilities Locator	64,102
1	Parts Controller	23,663
1	Equipment Operator IV	24,720
1	Administrative Specialist II	24,786
	WASTEWATER TREATMENT	
1	Treatment Plant Supervisor	51,229
1	Industrial Waste Technician	38,089
2	Laboratory & Field Technician	72,609
12	Plant Operator	362,234
1	Utilities Maintenance Technician I	32,684
1	Centrifuge & Press Operator	34,549
1	Service Worker III	28,019

FISCAL YEAR 2002
BUDGET DETAIL

FUND: 420 WATER & SEWER FUND

#	JOB TITLE	FY 2002 APPROVED
	WASTEWATER COLLECTION	
1	Collections Supervisor	43,253
1	Utilities Coordinator	40,219
3	Sr. Utilities Technician	96,310
2	Equipment Operator IV	54,083
1	Utilities Locator	27,511
7	Utilities Technician	157,098
	UTILITIES MAINTENANCE	
1	Utilities Maintenance Supervisor	43,104
4	Instrument Technician	127,498
3	Utilities Maintenance Technician II	96,756
5	Utilities Maintenance Technician I	133,838
1	Tradesworker (Painter)	25,374
1	Service Worker III	22,338
1	Service Worker I	18,808
93.5	Total Approved Positions	2,900,444
	Regular Salaries	2,900,444
	Other Salaries	11,500
	Overtime	122,920
	Employer Payroll Expenses	783,344
	General & Merit Increase	180,574
		$3,998,782

FISCAL YEAR 2002
BUDGET DETAIL
WATER & SEWER FUND
DEPARTMENT SUMMARY

FUND 420	ACCOUNT DESCRIPTION	98 - 99 ACTUALS	99 - 00 ACTUALS	00 - 01 ORIGINAL BUDGET	01 - 02 APPROVED	PERCENT CHANGE FY 01 - 02
PERSONAL SERVICES						
10-20	REGULAR SALARIES & WAGES	2,591,247	2,682,694	2,833,075	2,900,444	2.38%
10-30	OTHER SALARIES	27,183	31,951	11,500	11,500	0.00%
10-40	OVERTIME	133,673	121,704	122,920	122,920	0.00%
25-01	FICA	206,145	212,816	211,264	216,942	2.69%
25-03	RETIREMENT CONTRIBUTIONS	102,993	108,855	118,492	120,237	1.47%
25-04	LIFE/HEALTH INSURANCE	305,345	315,456	389,062	446,165	14.68%
29-00	GENERAL & MERIT INC.	1,500	1,500	126,591	180,574	42.64%
	TOTAL PERSONAL SERVICES	**3,368,086**	**3,474,976**	**3,812,904**	**3,998,782**	**4.87%**
OPERATING EXPENSES						
30-00	OPERATING EXPENDITURES	32,789	33,302	26,700	31,210	16.89%
30-01	CITY ADMINISTRATION	1,983,904	1,937,936	2,034,800	2,239,100	10.04%
30-05	COUNTY LAND FILL	393	262	1,000	500	-50.00%
30-07	SMALL TOOLS	6,946	9,848	7,500	7,500	0.00%
30-51	BOTTLED WATER	17,190	5,706	15,000	15,000	0.00%
30-61	PURCHASING CARD CHARGES	1,788	0	0	0	0.00%
30-91	LOSS ON DISPOSAL FIXED ASSETS	57,625	2,068	0	0	0.00%
31-00	PROFESSIONAL SERVICES	122,987	54,019	16,500	16,500	0.00%
31-01	PROFESSIONAL SERVICES	15,567	36,109	15,000	15,000	0.00%
31-04	OTHER PROFESSIONAL SERV	274,995	284,768	260,000	330,000	26.92%
32-10	OUTSIDE COUNSEL	0	20,480	0	0	0.00%
38-01	PAYMENTS IN LIEU OF TAXES	1,191,996	1,235,800	1,287,500	1,215,400	-5.60%
40-00	TRAVEL AND PER DIEM	54	350	1,000	1,000	0.00%
40-01	TRAVEL	4,649	3,036	4,850	4,700	-3.09%
40-02	SCHOOL AND TRAINING	8,791	9,222	13,500	14,000	3.70%
40-03	SAFETY	9,895	10,278	11,600	11,100	-4.31%
40-04	SAFETY PROGRAMS	451	505	2,050	1,550	-24.39%
41-00	COMMUNICATIONS	19,983	1,427	1,000	1,350	35.00%
41-01	TELEPHONE	3,232	24,926	25,300	33,400	32.02%
41-02	FAX & MODEMS	0	0	700	500	-28.57%
41-03	RADIO & PAGER	1,690	2,177	1,850	1,840	-0.54%
42-02	POSTAGE & FREIGHT	994	1,063	3,900	3,950	1.28%
42-10	EQUIP. SERVICES - REPAIRS	172,519	234,192	192,800	207,548	7.65%
42-11	EQUIP. SERVICES - FUEL	28,820	41,427	46,200	49,900	8.01%
43-01	ELECTRICITY	1,340,565	1,404,426	1,344,500	1,547,825	15.12%
43-02	WATER, SEWER, GARBAGE	31,886	26,679	32,950	34,700	5.31%
44-00	RENTALS & LEASES	901	2,616	2,600	2,600	0.00%
44-02	EQUIPMENT RENTAL	14,728	3,962	7,200	7,200	0.00%
45-22	SELF INS. PROPERTY DAMAGE	268,896	404,100	424,300	476,100	12.21%
46-00	REPAIR AND MAINTENANCE	57,761	53,181	64,000	71,000	10.94%
46-02	BUILDINGS & GROUND MAINT.	44,547	50,691	56,500	70,600	24.96%
46-03	EQUIP. MAINT. CONTRACTS	12,000	11,840	10,000	10,000	0.00%
46-04	EQUIPMENT MAINTENANCE	159,037	162,570	180,700	165,700	-8.30%
46-05	STORM REPAIR	209	14	0	0	0.00%
46-06	OTHER MAINTENANCE	2,417	2,295	2,500	2,500	0.00%
46-12	ROAD REPAIRS	22,399	13,748	30,000	30,000	0.00%
47-00	PRINTING AND BINDING	1,534	292	7,300	7,300	0.00%
47-02	ADVERTISING (NON-LEGAL)	153	0	1,500	1,500	0.00%
47-05	PHOTO AND VIDEO	28	78	300	450	50.00%
47-06	DUPLICATING	2,335	3,365	2,500	2,500	0.00%
49-00	OTHER CURRENT CHARGES	18,792	17,427	18,500	18,500	0.00%
49-02	INFORMATION SERVICES	256,584	358,714	395,135	478,396	21.07%

FISCAL YEAR 2002
BUDGET DETAIL
WATER & SEWER FUND
DEPARTMENT SUMMARY
CONTINUED

FUND 420

	ACCOUNT DESCRIPTION	98 - 99 ACTUALS	99 - 00 ACTUALS	00 - 01 ORIGINAL BUDGET	01 - 02 APPROVED	PERCENT CHANGE FY 01 - 02
49-04	EMPLOYEE DEVELOPMENT	0	0	500	500	0.00%
49-08	HAZARDOUS WASTE DISPOSAL	697	758	1,450	1,450	0.00%
51-00	OFFICE SUPPLIES	5,594	6,432	5,600	5,600	0.00%
51-01	STATIONERY	1,227	1,095	1,350	1,250	-7.41%
51-02	OTHER OFFICE SUPPLIES	421	689	500	400	-20.00%
51-03	OFFICE EQUIPMENT <$250	1,178	369	2,250	1,100	-51.11%
52-00	OPERATING SUPPLIES	126,117	152,763	150,500	151,000	0.33%
52-02	FUEL	5,693	18,276	19,500	20,000	2.56%
52-03	OIL & LUBE	2,526	3,557	5,000	4,700	-6.00%
52-07	UNIFORMS	18,394	19,460	19,333	19,400	0.35%
52-09	OTHER CLOTHING	5,934	10,011	10,900	9,500	-12.84%
52-10	JANITORIAL SUPPLIES	2,578	1,495	2,600	2,550	-1.92%
52-21	NEW INSTALLATIONS SUPPLY	49,021	37,306	30,000	30,000	0.00%
52-22	REPAIR SUPPLIES	139,159	200,537	200,000	200,000	0.00%
52-80	CHEMICALS	1,177,061	1,194,537	1,363,500	1,282,500	-5.94%
52-99	INVENTORY (OVER/SHORT)	3,432	135,213	0	0	0.00%
54-00	BOOKS, PUBS, SUBS, MEMBS	231	0	300	200	-33.33%
54-01	MEMBERSHIPS	2,306	2,578	2,580	2,580	0.00%
54-02	BOOKS, PUBS, SUBS	92	0	100	100	0.00%
59-00	DEPRECIATION/AMORTIZATION	4,202,238	5,024,112	0	0	0.00%
59-01	AMORTIZATION	64,927	64,927	0	0	0.00%
	TOTAL OPERATING EXPENSES	**12,000,856**	**13,339,014**	**8,365,198**	**8,860,749**	**5.92%**
	NON-OPERATING EXPENSES					
60-10	LAND	0	0	425,000	0	-100.00%
60-20	BUILDINGS	0	0	400,000	0	-100.00%
60-30	IMPROVEMENTS O/T BUILDING	0	0	2,295,256	64,000	-97.21%
60-38	LATERALS AND MAINS	0	0	695,000	625,000	-10.07%
60-40	MACHINERY EQUIP	0	0	862,150	1,730,515	100.72%
60-70	VEHICLES	0	0	154,000	382,000	148.05%
60-80	COMPUTER PURCHASES	0	0	3,000	3,000	0.00%
60-81	COMPUTER SOFTWARE	0	0	25,000	26,000	4.00%
70-00	DEBT SERVICE	1,733,385	0	0	0	0.00%
70-10	PRINCIPAL & INTEREST	480,579	0	0	0	0.00%
70-11	PRINCIPAL	10,872	0	2,901,345	3,177,132	9.51%
70-12	INTEREST	0	2,169,314	2,114,898	1,716,147	-18.85%
70-15	INTEREST ON DEPOSITS	0	647	0	0	0.00%
70-30	CURRENT YR BOND EXP	5,562	5,153	0	0	0.00%
91-00	TRANSFERS OUT	35,821	0	0	0	0.00%
99-01	OPERATING CONTINGENCY	0	0	100,000	0	-100.00%
99-02	CAPITAL CONTINGENCY	0	0	100,000	0	-100.00%
	TOTAL NON-OPERATING EXPENSES	**2,266,219**	**2,175,114**	**10,075,649**	**7,723,794**	**-23.34%**
	TOTAL EXPENSES	**$17,635,161**	**$18,989,104**	**$22,253,751**	**$20,583,325**	**-7.51%**

PUBLIC WORKS ADMINISTRATION

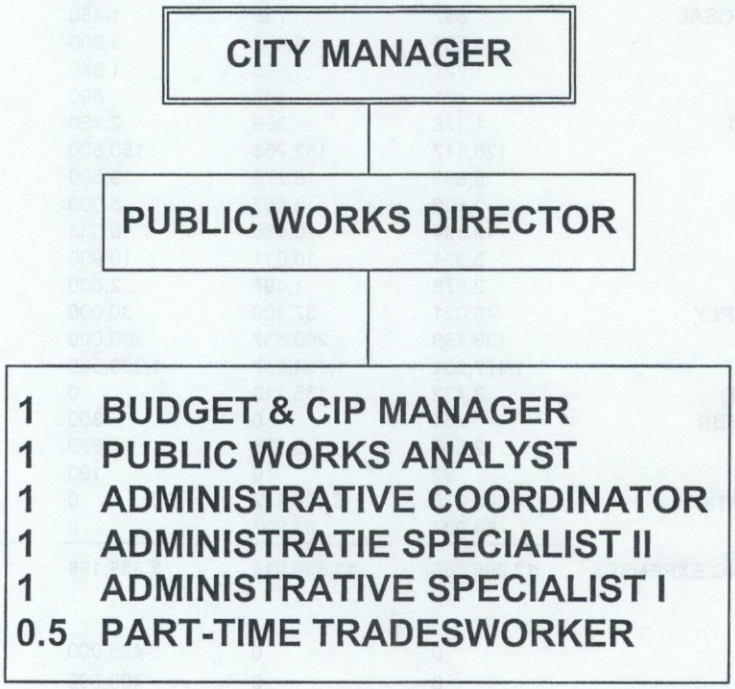

AUTHORIZED PERSONNEL:

	2001 BASE BUDGET	2001 REVISED BUDGET	2002 DEPT REQUEST	2002 APPVD BUDGET
ADMINISTRATION	4.6	4.6	6.5	6.5

FISCAL YEAR 2002
BUDGET DETAIL
WATER & SEWER FUND
ADMINISTRATION

420.2001.533

	ACCOUNT DESCRIPTION	98 - 99 ACTUALS	99 - 00 ACTUALS	00 - 01 ORIGINAL BUDGET	01 - 02 APPROVED	PERCENT CHANGE FY 01 - 02
PERSONAL SERVICES						
10-20	REGULAR SALARIES & WAGES	162,132	175,234	181,980	276,425	51.90%
10-30	OTHER SALARIES	0	0	1,000	1,000	0.00%
10-40	OVERTIME	211	163	3,500	3,500	0.00%
25-01	FICA	11,740	12,639	13,899	20,680	48.79%
25-03	RETIREMENT CONTRIBUTIONS	10,632	11,423	11,981	16,047	33.94%
25-04	LIFE/HEALTH INSURANCE	14,270	16,671	16,589	35,308	112.84%
29-00	GENERAL & MERIT INC.	0	1,500	8,762	18,250	108.29%
	TOTAL PERSONAL SERVICES	**198,985**	**217,630**	**237,711**	**371,210**	**56.16%**
OPERATING EXPENSES						
30-00	OPERATING EXPENDITURES	7,523	4,871	5,000	7,500	50.00%
30-01	CITY ADMINISTRATION	1,983,904	1,937,936	2,034,800	2,239,100	10.04%
30-51	BOTTLED WATER	17,190	5,706	15,000	15,000	0.00%
30-61	PURCHASING CARD CHARGES	1,788	0	0	0	0.00%
30-91	LOSS ON DISPOSAL FIXED ASSETS	46,118	0	0	0	0.00%
31-00	PROFESSIONAL SERVICES	5,158	0	0	0	0.00%
31-01	PROFESSIONAL SERVICES	15,567	36,109	15,000	15,000	0.00%
31-04	OTHER CONTRACTUAL SERVICES	10,759	0	10,000	10,000	0.00%
32-10	OUTSIDE COUNSEL	0	20,480	0	0	0.00%
38-01	PAYMENT IN LIEU OF TAXES	1,191,996	1,235,800	1,287,500	1,215,400	-5.60%
40-00	TRAVEL AND PER DIEM	54	355	1,000	1,000	0.00%
40-01	TRAVEL	0	263	1,000	1,000	0.00%
40-02	SCHOOL AND TRAINING	338	366	1,500	1,500	0.00%
41-00	COMMUNICATIONS	3,485	870	1,000	1,350	35.00%
41-01	TELEPHONE	1,120	4,353	2,500	8,300	232.00%
41-02	FAX & MODEMS	0	0	500	500	0.00%
42-10	EQUIP.SERVICES - REPAIRS	1,721	1,735	2,000	2,153	7.65%
42-11	EQUIP. SERVICES - FUEL	516	945	700	1,400	100.00%
43-01	ELECTRICITY	13,425	16,921	17,500	20,125	15.00%
43-02	WATER, SEWER, GARBAGE	197	14,172	15,000	16,100	7.33%
45-22	SELF INS. PROPERTY DAMAGE	268,896	404,100	424,300	476,100	12.21%
46-00	REPAIR AND MAINTENANCE	2,642	1,464	2,500	3,500	40.00%
46-02	BUILDINGS & GROUND MAINT.	2,823	5,717	4,500	19,100	324.44%
46-05	STORM REPAIR	0	14	0	0	0.00%
47-00	PRINTING AND BINDING	211	46	2,000	2,000	0.00%
47-02	ADVERTISING (NON LEGAL)	153	0	1,500	1,500	0.00%
47-06	DUPLICATING	2,335	3,365	2,500	2,500	0.00%
49-00	OTHER CURRENT CHARGES	3,657	4,536	3,500	3,500	0.00%
49-02	INFORMATION SERVICES	256,584	358,714	395,135	478,396	21.07%
49-04	EMPLOYEE DEVELOPMENT	0	0	500	500	0.00%
51-00	OFFICE SUPPLIES	2,005	2,898	2,500	2,500	0.00%
51-01	STATIONERY	270	180	300	500	66.67%
52-00	OPERATING SUPPLIES	3,630	2,329	3,500	4,000	14.29%
52-07	UNIFORMS	0	0	208	0	-100.00%
52-09	OTHER CLOTHING	0	0	100	400	300.00%
54-01	MEMBERSHIPS	2,232	2,399	2,400	2,400	0.00%

FISCAL YEAR 2002
BUDGET DETAIL
WATER & SEWER FUND
ADMINISTRATION

CONTINUED

420.2001.533	ACCOUNT DESCRIPTION	98 - 99 ACTUALS	99 - 00 ACTUALS	00 - 01 ORIGINAL BUDGET	01 - 02 APPROVED	PERCENT CHANGE FY 01 - 02
59-00	DEPRECIATION/AMORTIZATION	-2,795	753,429	0	0	0.00%
59-01	AMORTIZATION	64,927	64,927	0	0	0.00%
	TOTAL OPERATING EXPENSES	**3,908,429**	**4,885,000**	**4,255,443**	**4,552,324**	**6.98%**
NON-OPERATING EXPENSES						
60-40	MACHINERY EQUIP	0	0	3,000	3,000	0.00%
60-80	COMPUTER PURCHASES	0	0	3,000	3,000	0.00%
70-00	DEBT SERVICE	1,733,385	0	0	0	0.00%
70-10	PRINCIPAL & INTEREST	480,579	0	0	0	0.00%
70-11	PRINCIPAL	10,872	0	2,901,345	3,177,132	9.51%
70-12	INTEREST	0	2,169,314	2,114,898	1,716,147	-18.85%
70-15	INTEREST ON DEPOSITS		647	0	0	0.00%
70-30	CURRENT YR BOND EXP	5,562	5,153	0	0	0.00%
91-00	TRANSFERS OUT	35,821	0	0	0	0.00%
99-01	OPERATING CONTINGENCY	0	0	100,000	0	-100.00%
99-02	CAPITAL CONTINGENCY	0	0	100,000	0	-100.00%
	TOTAL NON-OPERATING EXPENSES	**2,266,219**	**2,175,114**	**5,222,243**	**4,899,279**	**-6.18%**
	TOTAL EXPENSES	**$6,373,633**	**$7,277,744**	**$9,715,397**	**$9,822,813**	**1.11%**

PUBLIC WORKS
WATER

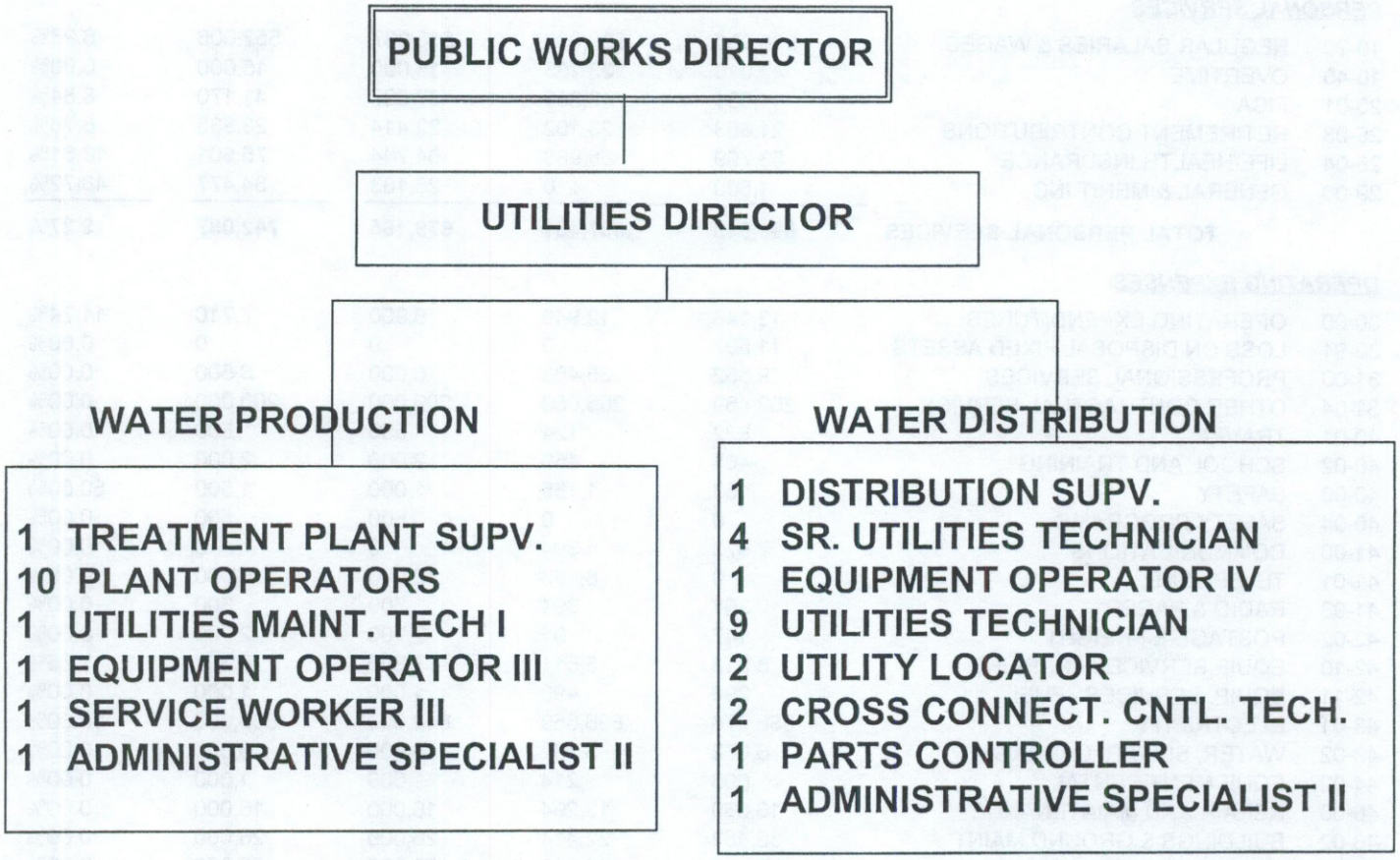

AUTHORIZED PERSONNEL:

	2001 BASE BUDGET	2001 REVISED BUDGET	2002 DEPT REQUEST	2002 APPVD BUDGET
WATER PRODUCTION	16	16	16	16
WATER DISTRIBUTION	21	21	21	21

FISCAL YEAR 2002
BUDGET DETAIL
WATER & SEWER FUND
WATER PRODUCTION

420.2030.533 ACCOUNT DESCRIPTION		98 - 99 ACTUALS	99 - 00 ACTUALS	00 - 01 ORIGINAL BUDGET	01 - 02 APPROVED	PERCENT CHANGE FY 01 - 02
PERSONAL SERVICES						
10-20	REGULAR SALARIES & WAGES	508,950	539,983	515,987	552,006	6.98%
10-40	OVERTIME	42,016	33,203	15,000	15,000	0.00%
25-01	FICA	41,031	42,255	37,827	41,170	8.84%
25-03	RETIREMENT CONTRIBUTIONS	21,653	23,102	22,414	23,933	6.78%
25-04	LIFE/HEALTH INSURANCE	53,799	58,938	64,744	75,501	16.61%
29-00	GENERAL & MERIT INC.	1,500	0	23,183	34,477	48.72%
	TOTAL PERSONAL SERVICES	**668,949**	**697,481**	**679,155**	**742,087**	**9.27%**
OPERATING EXPENSES						
30-00	OPERATING EXPENDITURES	13,148	12,940	6,900	7,710	11.74%
30-91	LOSS ON DISPOSAL FIXED ASSETS	11,507	0	0	0	0.00%
31-00	PROFESSIONAL SERVICES	9,652	35,483	6,500	6,500	0.00%
31-04	OTHER CONTRACTUAL SERVICS	202,469	206,050	200,000	200,000	0.00%
40-01	TRAVEL	822	124	500	500	0.00%
40-02	SCHOOL AND TRAINING	461	159	2,000	2,000	0.00%
40-03	SAFETY	153	1,165	1,000	1,500	50.00%
40-04	SAFETY PROGRAMS	0	0	500	500	0.00%
41-00	COMMUNICATIONS	7,973	394	0	0	0.00%
41-01	TELEPHONE	0	8,133	10,000	10,000	0.00%
41-03	RADIO & PAGER	361	394	300	300	0.00%
42-02	POSTAGE & FREIGHT	147	91	2,700	2,700	0.00%
42-10	EQUIP.SERVICES - REPAIRS	8,513	5,511	7,800	8,397	7.65%
42-11	EQUIP. SERVICES - FUEL	298	490	1,000	1,000	0.00%
43-01	ELECTRICITY	856,276	896,659	840,000	966,000	15.00%
43-02	WATER, SEWER, GARBAGE	6,672	5,582	6,600	6,600	0.00%
44-02	EQUIPMENT RENTAL	606	214	1,000	1,000	0.00%
46-00	REPAIR AND MAINTENANCE	16,660	13,294	16,000	16,000	0.00%
46-02	BUILDINGS & GROUND MAINT.	30,452	22,414	26,000	26,000	0.00%
46-04	EQUIP. MAINTENANCE	47,492	47,912	50,000	50,000	0.00%
46-05	STORM REPAIR	29	0	0	0	0.00%
46-06	OTHER MAINTENANCE	44	0	0	0	0.00%
47-00	PRINTING AND BINDING	0	0	5,100	5,100	0.00%
49-00	OTHER CURRENT CHARGES	3,492	3,150	3,500	3,500	0.00%
51-00	OFFICE SUPPLIES	1,309	1,158	1,200	1,200	0.00%
52-00	OPERATING SUPPLIES	10,734	21,935	18,000	18,000	0.00%
52-02	FUEL	4,794	7,613	7,500	7,500	0.00%
52-03	OIL & LUBE	1,208	1,139	1,500	1,500	0.00%
52-07	UNIFORMS	2,846	2,851	3,500	3,500	0.00%
52-09	OTHER CLOTHING	1,558	2,018	1,800	1,800	0.00%
52-10	JANITORIAL SUPPLIES	902	801	1,000	1,000	0.00%
52-80	CHEMICALS	890,890	875,460	900,000	900,000	0.00%
59-00	DEPRECIATION/AMORTIZATION	426,732	1,310,382	0	0	0.00%
	TOTAL OPERATING EXPENSES	**2,558,200**	**3,483,516**	**2,121,900**	**2,249,807**	**6.03%**
NON-OPERATING EXPENSES						
60-40	MACHINERY EQUIPMENT	0	0	0	10,015	0.00%
	TOTAL NON-OPERATING EXPENSES	**0**	**0**	**0**	**10,015**	**0.00%**
	TOTAL EXPENSES	**$3,227,149**	**$4,180,997**	**$2,801,055**	**$3,001,909**	**7.17%**

FISCAL YEAR 2002
BUDGET DETAIL
WATER & SEWER FUND
WATER DISTRIBUTION

420.2031.533

	ACCOUNT DESCRIPTION	98 - 99 ACTUALS	99 - 00 ACTUALS	00 - 01 ORIGINAL BUDGET	01 - 02 APPROVED	PERCENT CHANGE FY 01 - 02
PERSONAL SERVICES						
10-20	REGULAR SALARIES & WAGES	483,390	476,166	574,093	566,410	-1.34%
10-30	OTHER SALARIES	9,969	13,918	7,500	7,500	0.00%
10-40	OVERTIME	25,811	31,238	42,000	42,000	0.00%
25-01	FICA	39,218	40,170	43,255	42,778	-1.10%
25-03	RETIREMENT CONTRIBUTIONS	17,889	17,538	22,131	21,623	-2.30%
25-04	LIFE/HEALTH INSURANCE	65,341	57,156	81,447	93,002	14.19%
29-00	GENERAL & MERIT INC.	0	0	25,447	35,038	37.69%
	TOTAL PERSONAL SERVICES	**641,618**	**636,186**	**795,873**	**808,351**	**1.57%**
OPERATING EXPENSES						
30-00	OPERATING EXPENDITURES	2,448	6,758	7,000	7,000	0.00%
30-07	SMALL TOOLS	1,275	4,786	1,500	1,500	0.00%
31-04	OTHER CONTRACTUAL SERVICES	5,272	0	0	45,000	0.00%
40-01	TRAVEL	2,475	1,153	1,700	1,700	0.00%
40-02	SCHOOL AND TRAINING	3,177	1,876	2,500	2,500	0.00%
40-03	SAFETY	494	1,527	2,100	2,100	0.00%
40-04	SAFETY PROGRAMS	120	200	300	300	0.00%
41-00	COMMUNICATIONS	2,602	163	0	0	0.00%
41-01	TELEPHONE	534	3,932	4,200	4,200	0.00%
41-03	RADIO & PAGER	317	216	150	150	0.00%
42-10	EQUIP.SERVICES - REPAIRS	43,326	104,183	70,000	75,355	7.65%
42-11	EQUIP. SERVICES - FUEL	11,111	17,226	17,000	20,000	17.65%
44-02	EQUIPMENT RENTAL	196	0	200	200	0.00%
46-00	REPAIR AND MAINTENANCE	1,158	141	1,000	1,000	0.00%
46-04	EQUIP. MAINTENANCE	532	138	500	500	0.00%
46-12	ROAD REPAIRS	5,922	5,171	10,000	10,000	0.00%
47-00	PRINTING AND BINDING	1,323	246	200	200	0.00%
49-00	OTHER CURRENT CHARGES	1,260	1,675	2,000	2,000	0.00%
51-00	OFFICE SUPPLIES	971	1,276	900	900	0.00%
51-03	OFFICE EQUIP. < $250	193	119	200	200	0.00%
52-00	OPERATING SUPPLIES	23,487	18,051	12,000	12,000	0.00%
52-07	UNIFORMS	4,796	6,051	4,000	4,000	0.00%
52-09	OTHER CLOTHING	1,700	1,864	2,200	2,200	0.00%
52-21	NEW INSTALLATIONS SUPPLY	49,021	37,306	30,000	30,000	0.00%
52-22	REPAIR SUPPLIES	139,159	200,537	200,000	200,000	0.00%
59-00	DEPRECIATION/AMORTIZATION	288,080	390,988	0	0	0.00%
	TOTAL OPERATING EXPENSES	**600,583**	**805,583**	**369,650**	**423,005**	**14.43%**
	TOTAL EXPENSES	**$1,242,201**	**$1,441,769**	**$1,165,523**	**$1,231,356**	**5.65%**

PUBLIC WORKS
WASTEWATER

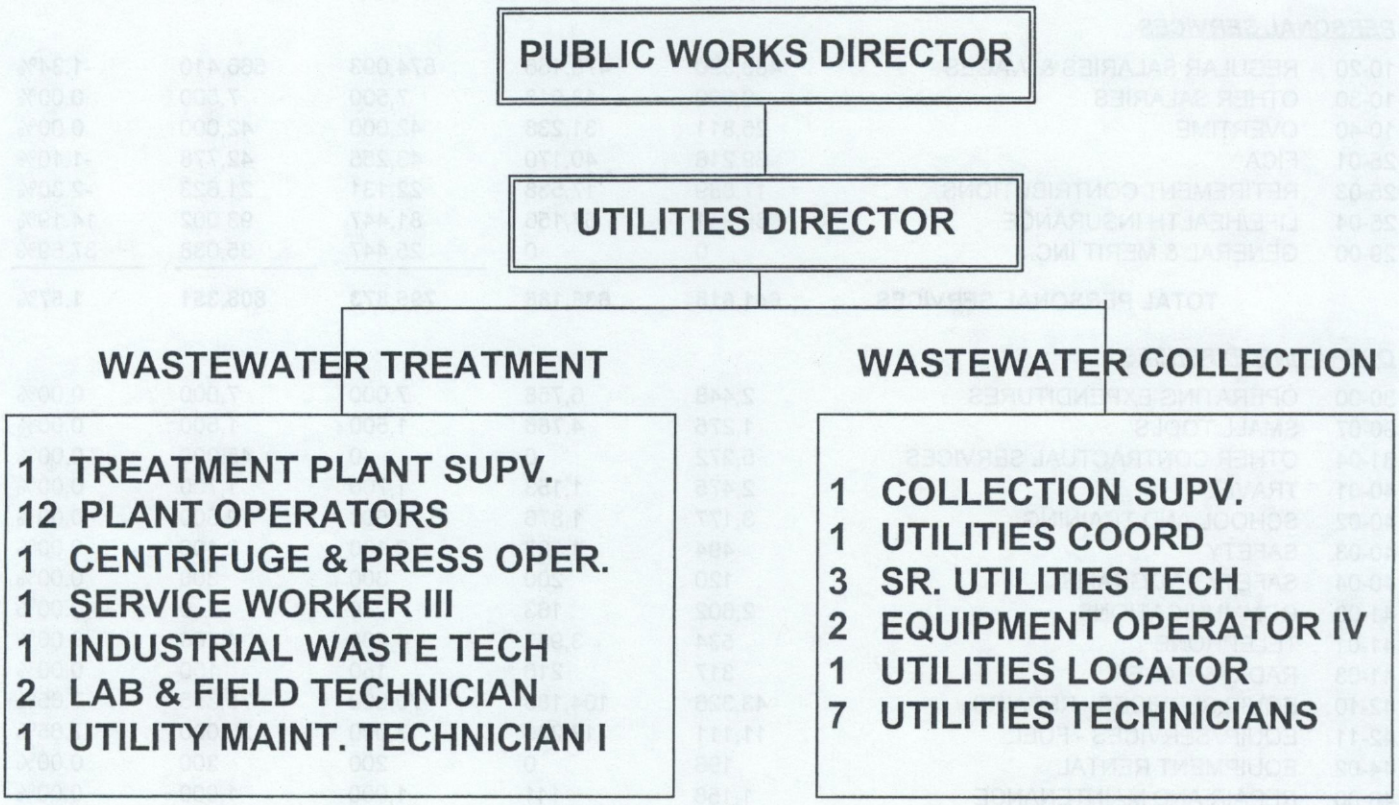

AUTHORIZED PERSONNEL:

	2001 BASE BUDGET	2001 REVISED BUDGET	2002 DEPT REQUEST	2002 APPVD BUDGET
WASTEWATER TREATMENT	19	19	19	19
WASTEWATER COLLECTION	15	15	15	15

FISCAL YEAR 2002
BUDGET DETAIL
WATER & SEWER FUND
WASTEWATER TREATMENT

420.3040.535

	ACCOUNT DESCRIPTION	98 - 99 ACTUALS	99 - 00 ACTUALS	00 - 01 ORIGINAL BUDGET	01 - 02 APPROVED	PERCENT CHANGE FY 01 - 02
PERSONAL SERVICES						
10-20	REGULAR SALARIES & WAGES	573,154	575,658	602,195	619,413	2.86%
10-30	OTHER SALARIES	546	1,485	3,000	3,000	0.00%
10-40	OVERTIME	27,244	37,832	21,500	21,500	0.00%
25-01	FICA	45,131	46,694	45,223	46,394	2.59%
25-03	RETIREMENT CONTRIBUTIONS	22,819	23,344	24,530	25,740	4.93%
25-04	LIFE/HEALTH INSURANCE	68,402	67,402	79,582	87,816	10.35%
29-00	GENERAL & MERIT INC.	0	0	26,636	38,249	43.60%
	TOTAL PERSONAL SERVICES	**737,296**	**752,415**	**802,666**	**842,112**	**4.91%**
OPERATING EXPENSES						
30-00	OPERATING EXPENDITURES	5,473	4,978	3,300	4,500	36.36%
31-00	PROFESSIONAL SERVICES	108,177	18,536	10,000	10,000	0.00%
31-04	OTHER CONTRACTUAL SERVICES	55,995	78,718	50,000	75,000	50.00%
40-01	TRAVEL	578	542	500	500	0.00%
40-02	SCHOOL AND TRAINING	765	1,300	1,000	1,000	0.00%
40-03	SAFETY	1,028	1,602	1,500	1,500	0.00%
40-04	SAFETY PROGRAMS	0	0	100	100	0.00%
41-01	TELEPHONE	0	2,663	2,400	2,700	12.50%
41-03	RADIO & PAGER	0	91	100	100	0.00%
42-02	POSTAGE & FREIGHT	132	221	150	150	0.00%
42-10	EQUIP.SERVICES - REPAIRS	9,906	19,612	8,000	8,612	7.65%
42-11	EQUIP. SERVICES - FUEL	1,132	2,342	2,500	2,500	0.00%
43-01	ELECTRICITY	339,822	369,876	350,000	402,500	15.00%
43-02	WATER, SEWER, GARBAGE	20,322	5,432	9,000	9,000	0.00%
44-00	RENTALS & LEASES	901	2,616	2,600	2,600	0.00%
44-02	EQUIPMENT RENTAL	10,261	0	500	500	0.00%
46-00	REPAIR AND MAINTENANCE	28,503	28,500	29,000	35,000	20.69%
46-02	BUILDINGS & GROUND MAINT.	7,194	19,755	20,000	20,000	0.00%
46-04	EQUIP. MAINTENANCE	28,473	36,862	25,000	25,000	0.00%
46-06	OTHER MAINTENANCE	434	269	500	500	0.00%
49-00	OTHER CURRENT CHARGES	7,545	6,775	7,000	7,500	7.14%
49-08	HAZARDOUS WASTE DISPOSAL	443	524	1,000	1,000	0.00%
51-00	OFFICE SUPPLIES	1,221	1,100	1,000	1,000	0.00%
51-02	OTHER OFFICE SUPPLIES	222	280	0	0	0.00%
52-00	OPERATING SUPPLIES	15,915	27,501	22,000	22,000	0.00%
52-02	FUEL	0	8,887	10,000	10,000	0.00%
52-03	OIL & LUBE	715	1,833	2,500	2,500	0.00%
52-07	UNIFORMS	3,867	3,400	3,500	3,500	0.00%

FISCAL YEAR 2002
BUDGET DETAIL
WATER & SEWER FUND
WASTEWATER TREATMENT
CONTINUED

420.3040.535	ACCOUNT DESCRIPTION	98 - 99 ACTUALS	99 - 00 ACTUALS	00 - 01 ORIGINAL BUDGET	01 - 02 APPROVED	PERCENT CHANGE FY 01 - 02
52-09	OTHER CLOTHING	2,110	2,096	2,000	2,000	0.00%
52-10	JANITORIAL SUPPLIES	1,256	350	1,000	1,000	0.00%
52-80	CHEMICALS	173,851	204,889	330,000	250,000	-24.24%
54-01	MEMBERSHIPS	0	179	180	180	0.00%
59-00	DEPRECIATION/AMORTIZATION	2,816,478	1,716,977	0	0	0.00%
	TOTAL OPERATING EXPENSES	**3,646,140**	**2,568,706**	**896,330**	**902,442**	**0.68%**
	TOTAL EXPENSES	**$4,383,436**	**$3,321,121**	**$1,698,996**	**$1,744,554**	**2.68%**

FISCAL YEAR 2002
BUDGET DETAIL
WATER & SEWER FUND
WASTEWATER COLLECTIONS

420.3041.535

	ACCOUNT DESCRIPTION	98 - 99 ACTUALS	99 - 00 ACTUALS	00 - 01 ORIGINAL BUDGET	01 - 02 APPROVED	PERCENT CHANGE FY 01 - 02
PERSONAL SERVICES						
10-20	REGULAR SALARIES & WAGES	374,662	358,480	399,350	418,474	4.79%
10-30	OTHER SALARIES	5,706	5,586	0	0	0.00%
10-40	OVERTIME	19,226	6,639	20,000	20,000	0.00%
25-01	FICA	30,341	27,673	29,674	31,153	4.98%
25-03	RETIREMENT CONTRIBUTIONS	13,753	12,870	15,303	15,514	1.38%
25-04	LIFE/HEALTH INSURANCE	45,843	47,544	67,694	76,304	12.72%
29-00	GENERAL & MERIT INC.	0	0	17,598	25,749	46.32%
	TOTAL PERSONAL SERVICES	**489,531**	**458,792**	**549,619**	**587,194**	**6.84%**
OPERATING EXPENSES						
30-00	OPERATING EXPENDITURES	1,582	1,104	1,500	1,500	0.00%
30-05	COUNTY LAND FILL	393	262	1,000	500	-50.00%
30-07	SMALL TOOLS	861	835	1,000	1,000	0.00%
30-91	LOSS ON DISPOSAL OF FIXED ASSETS	0	2,068	0	0	0.00%
40-01	TRAVEL	182	492	500	500	0.00%
40-02	SCHOOL AND TRAINING	1,102	1,867	2,000	3,000	50.00%
40-03	SAFETY	2,426	1,508	2,000	1,000	-50.00%
40-04	SAFETY PROGRAMS	0	15	150	150	0.00%
41-00	COMMUNICATIONS	336	0	0	0	0.00%
41-01	TELEPHONE	625	2,115	1,900	3,800	100.00%
41-03	RADIO & PAGER	411	636	600	600	0.00%
42-02	POSTAGE & FREIGHT	376	249	400	400	0.00%
42-10	EQUIP.SERVICES - REPAIRS	74,720	74,627	81,000	87,195	7.65%
42-11	EQUIP. SERVICES - FUEL	8,931	10,743	14,000	14,000	0.00%
43-01	ELECTRICITY	1,897	1,784	2,000	4,200	110.00%
44-02	EQUIPMENT RENTAL	91	0	500	500	0.00%
46-00	REPAIR AND MAINTENANCE	120	474	500	500	0.00%
46-02	BUILDINGS & GROUND MAINT.	72	0	1,000	1,000	0.00%
46-04	EQUIP. MAINTENANCE	3,871	4,559	5,200	5,200	0.00%
46-12	ROAD REPAIRS	16,477	8,577	20,000	20,000	0.00%
47-05	PHOTO AND VIDEO	28	78	200	450	125.00%
49-00	OTHER CURRENT CHARGES	2,178	1,133	1,500	1,000	-33.33%
51-00	OFFICE SUPPLIES	84	0	0	0	0.00%
51-01	STATIONERY	99	80	150	150	0.00%
51-02	OTHER OFFICE SUPPLIES	199	124	200	200	0.00%
51-03	OFFICE EQUIP. < $250	295	250	1,450	500	-65.52%
52-00	OPERATING SUPPLIES	44,683	44,837	50,000	55,000	10.00%
52-07	UNIFORMS	3,021	2,748	3,600	3,600	0.00%
52-09	OTHER CLOTHING	200	1,714	2,000	1,000	-50.00%
52-10	JANITORIAL SUPPLIES	59	144	200	200	0.00%
52-80	CHEMICALS	441	540	3,500	2,500	-28.57%
54-02	BOOKS, PUBS, SUBS.	92	0	100	100	0.00%
59-00	DEPRECIATION/AMORTIZATION	434,957	550,679	0	0	0.00%
	TOTAL OPERATING EXPENSES	**600,809**	**714,242**	**198,150**	**209,745**	**5.85%**

FISCAL YEAR 2002
BUDGET DETAIL
WATER & SEWER FUND
WASTEWATER COLLECTIONS
CONTINUED

420.3041.535 ACCOUNT DESCRIPTION	98 - 99 ACTUALS	99 - 00 ACTUALS	00 - 01 ORIGINAL BUDGET	01 - 02 APPROVED	PERCENT CHANGE FY 01 - 02
NON-OPERATING EXPENSES					
60-40 MACHINERY EQUIP	0	0	7,000	0	-100.00%
TOTAL NON-OPERATING EXPENSES	**0**	**0**	**7,000**	**0**	**-100.00%**
TOTAL EXPENSES	**$1,090,340**	**$1,173,034**	**$754,769**	**$796,939**	**5.59%**

PUBLIC WORKS
UTILITY MAINTENANCE

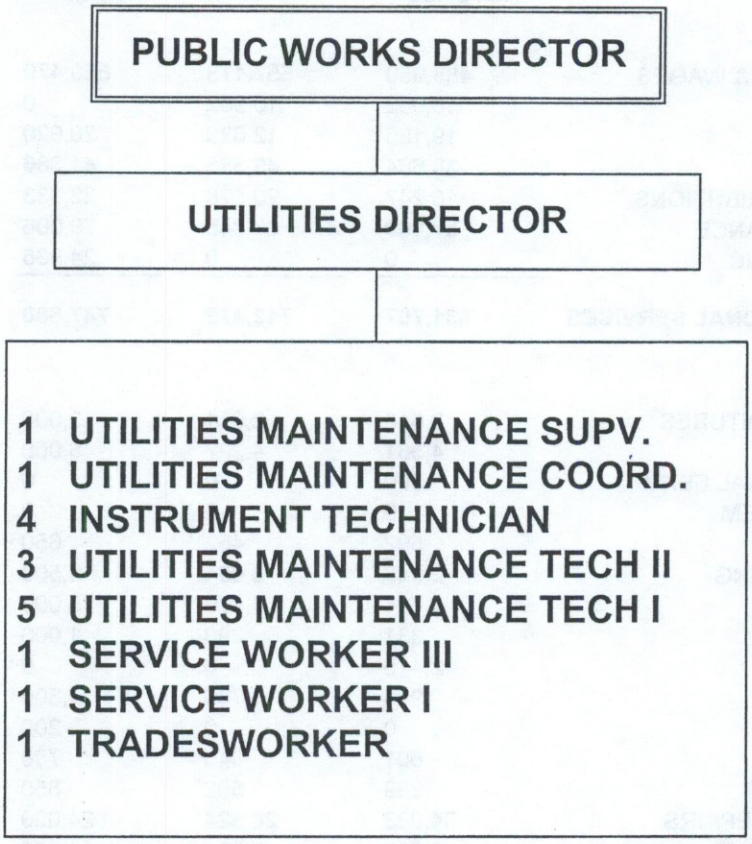

AUTHORIZED PERSONNEL:

	2001 BASE BUDGET	2001 REVISED BUDGET	2002 DEPT REQUEST	2002 APPVD BUDGET
UTILITY MAINTENANCE	19	19	16	16

FISCAL YEAR 2002
BUDGET DETAIL
WATER & SEWER FUND
MAINTENANCE

420.4050.536	ACCOUNT DESCRIPTION	98 - 99 ACTUALS	99 - 00 ACTUALS	00 - 01 ORIGINAL BUDGET	01 - 02 APPROVED	PERCENT CHANGE FY 01 - 02
PERSONAL SERVICES						
10-20	REGULAR SALARIES & WAGES	488,959	557,173	559,470	467,716	-16.40%
10-30	OTHER SALARIES	10,962	10,962	0	0	0.00%
10-40	OVERTIME	19,165	12,629	20,920	20,920	0.00%
25-01	FICA	38,684	43,385	41,386	34,767	-15.99%
25-03	RETIREMENT CONTRIBUTIONS	16,247	20,578	22,133	17,380	-21.47%
25-04	LIFE/HEALTH INSURANCE	57,690	67,745	79,006	78,234	-0.98%
29-00	GENERAL & MERIT INC.	0	0	24,965	28,811	15.41%
	TOTAL PERSONAL SERVICES	**631,707**	**712,472**	**747,880**	**647,828**	**-13.38%**
OPERATING EXPENSES						
30-00	OPERATING EXPENDITURES	2,615	2,651	3,000	3,000	0.00%
30-07	SMALL TOOLS	4,561	4,227	5,000	5,000	0.00%
31-04	OTHER PROFESSIONAL SERV	500	0	0	0	0.00%
40-00	TRAVEL AND PER DIEM	0	-5	0	0	0.00%
40-01	TRAVEL	592	462	650	500	-23.08%
40-02	SCHOOL AND TRAINING	2,948	3,654	4,500	4,000	-11.11%
40-03	SAFETY	5,794	4,476	5,000	5,000	0.00%
40-04	SAFETY PROGRAMS	331	290	1,000	500	-50.00%
41-00	COMMUNICATIONS	2,415	0	0	0	0.00%
41-01	TELEPHONE	953	3,730	4,300	4,400	2.33%
41-02	FAX & MODEMS	0	0	200	0	-100.00%
41-03	RADIO & PAGER	601	840	700	690	-1.43%
42-02	POSTAGE & FREIGHT	339	502	650	700	7.69%
42-10	EQUIP.SERVICES - REPAIRS	34,333	28,524	24,000	25,836	7.65%
42-11	EQUIP. SERVICES - FUEL	6,832	9,681	11,000	11,000	0.00%
43-01	ELECTRICITY	126,239	119,186	135,000	155,000	14.81%
43-02	WATER, SEWER, GARBAGE	1,653	1,493	2,350	3,000	27.66%
44-02	EQUIPMENT RENTAL	3,574	3,748	5,000	5,000	0.00%
46-00	REPAIR AND MAINTENANCE	8,678	9,308	15,000	15,000	0.00%
46-02	BUILDINGS & GROUND MAINT.	4,006	2,805	5,000	4,500	-10.00%
46-03	EQUIP. MAINT. CONTRACTS	12,000	11,840	10,000	10,000	0.00%
46-04	EQUIP. MAINTENANCE	78,669	73,099	100,000	85,000	-15.00%
46-06	OTHER MAINTENANCE	1,939	2,026	2,000	2,000	0.00%
47-05	PHOTO AND VIDEO	0	0	100	0	-100.00%
49-00	OTHER CURRENT CHARGES	660	158	1,000	1,000	0.00%
49-08	HAZARDOUS WASTE DISPOSAL	254	234	450	450	0.00%
51-00	OFFICE SUPPLIES	4	0	0	0	0.00%
51-01	STATIONERY	858	835	900	600	-33.33%
51-02	OTHER OFFICE SUPPLIES	0	285	300	200	-33.33%
51-03	OFFICE EQUIP. < $250	690	0	600	400	-33.33%

FISCAL YEAR 2002
BUDGET DETAIL
WATER & SEWER FUND
MAINTENANCE
CONTINUED

420.4050.536

	ACCOUNT DESCRIPTION	98 - 99 ACTUALS	99 - 00 ACTUALS	00 - 01 ORIGINAL BUDGET	01 - 02 APPROVED	PERCENT CHANGE FY 01 - 02
52-00	OPERATING SUPPLIES	27,668	38,110	45,000	40,000	-11.11%
52-02	FUEL	899	1,776	2,000	2,500	25.00%
52-03	OIL & LUBE	603	585	1,000	700	-30.00%
52-07	UNIFORMS	3,864	4,410	4,525	4,800	6.08%
52-09	OTHER CLOTHING	366	2,319	2,800	2,100	-25.00%
52-10	JANITORIAL SUPPLIES	361	200	400	350	-12.50%
52-80	CHEMICALS	111,879	113,648	130,000	130,000	0.00%
54-00	BOOKS, PUBS, SUBS, MEMBS	231	0	300	200	-33.33%
59-00	DEPRECIATION	238,786	301,657	0	0	0.00%
	TOTAL OPERATING EXPENSES	**686,695**	**746,754**	**523,725**	**523,426**	**-0.06%**
NON-OPERATING EXPENSES						
60-40	MACHINERY EQUIP	0	0	4,000	4,000	0.00%
	TOTAL NON-OPERATING EXPENSES	**0**	**0**	**4,000**	**4,000**	**25.00%**
	TOTAL EXPENSES	**$1,318,402**	**$1,459,226**	**$1,275,605**	**$1,175,254**	**-7.87%**

CIP PROJECTS - WATER/SEWER FUND

CIP-PROJ	PROJECT DESCRIPTION	DEPT REQUEST 2002	DEPT REQUEST 2003	DEPT REQUEST 2004	DEPT REQUEST 2005	DEPT REQUEST 2006	PROJECT TOTAL
WATER PRODUCTION							
02K01	Solana Pump Station Upgrade	250,000	250,000				500,000
02K03	Filter Media	22,000	22,000	22,000			66,000
02K50	Delroyd Gearbox Rebuild	25,000	25,000	25,000	25,000	25,000	125,000
02K38	High Service Pump Rebuilds	15,000		15,000		15,000	45,000
02K21	Washwater Transfer & Sludge Pumps	20,000	20,000	20,000	20,000	20,000	100,000
	REPLACEMENT TOTALS	332,000	317,000	82,000	45,000	60,000	836,000
GRAND TOTAL WATER PRODUCTION		**332,000**	**317,000**	**82,000**	**45,000**	**60,000**	**836,000**
WATER DISTRIBUTION							
02L02	Water Transmission Mains	250,000	250,000	250,000	250,000	250,000	1,250,000
02L23	Tapping Machine with Line Stopping Equip	30,000					30,000
02L06	Electronic Read Water Meters	800,000	1,300,000				2,100,000
02L10	Wachs VAC-300 W/valve Exerciser	26,000					26,000
02L12	Warehouse Shelving & Security Caging	20,000					20,000
02L17	Extend Awning Between ES & PW	21,000					21,000
	IMPROVEMENT TOTALS	1,147,000	1,550,000	250,000	250,000	250,000	3,447,000
02L08	Crew Truck Replacement	40,000	40,000				80,000
02L16	Backhoe Replacement	60,000					60,000
02L26	Hydrant Refinishing	25,000	25,000	25,000	25,000	25,000	125,000
	REPLACEMENT TOTALS	125,000	65,000	25,000	25,000	25,000	265,000
GRAND TOTAL WATER DISTRIBUTION		**1,272,000**	**1,615,000**	**275,000**	**275,000**	**275,000**	**3,712,000**
WASTEWATER TREATMENT							
02M01	Replace Diffusors in Aeration Basins	50,000	50,000	50,000	50,000		200,000
03M07	Reuse Water Transfer Pumps		21,000		22,000		43,000
03M15	Sludge Processing Heater Assembly		15,000			15,000	30,000
03M10	Filter Rehabilitation		77,000				77,000
	IMPROVEMENT TOTALS	50,000	163,000	50,000	72,000	15,000	350,000
03M11	Automatic Bas Filter Screen South Unit		50,000				50,000
06M18	Pick-Up Truck					31,000	31,000
	REPLACEMENT TOTALS	0	50,000	0	0	31,000	81,000
GRAND TOTAL WASTEWATER TREATMENT		**50,000**	**213,000**	**50,000**	**72,000**	**46,000**	**431,000**
WASTEWATER COLLECTIONS							
02N37	Vacuum Truck Vehicle	92,000					92,000
02N01	Mapping Software for Remote Laptops	26,000					26,000
02N02	G.P.S. Equipment & Software	11,000					11,000
	IMPROVEMENT TOTALS	129,000	0	0	0	0	129,000
02N04	Replace Sewer Mains, Laterals & Manholes	325,000	300,000	300,000	300,000	300,000	1,525,000
02N03	Replace Backhoe	65,000					65,000
02N11	High Velocity Sewer Cleaning Truck	220,000					220,000
01N43	Jack & bore U.S. 41 & 10th St. Force Main	50,000					50,000
02N33	Mini Cam Television System	13,000					13,000
	REPLACEMENT TOTALS	673,000	300,000	300,000	300,000	300,000	1,873,000
GRAND TOTAL WASTEWATER COLLECTIONS		**802,000**	**300,000**	**300,000**	**300,000**	**300,000**	**2,002,000**

CIP-PROJ	PROJECT DESCRIPTION	DEPT REQUEST 2002	DEPT REQUEST 2003	DEPT REQUEST 2004	DEPT REQUEST 2005	DEPT REQUEST 2006	PROJECT TOTAL
UTILITIES MAINTENANCE							
02X27	Reline Pump Station Wet Wells	18,000	19,000	19,000	20,000	20,000	96,000
02X10	Standby Generators for WW P.S.	70,000	60,000	55,000	55,000	57,750	297,750
04X33	Service Monitor			15,000			15,000
	IMPROVEMENT TOTALS	88,000	79,000	89,000	75,000	77,750	408,750
02X07	P.S. Power Svc/Control Panel Upgrades	30,000	31,500	33,000	34,500	36,225	165,225
02X03	L.S. Conversion P.S. (24) Parkshore	75,000	75,000	75,000	75,000	75,000	375,000
02X04	L.S. Sumbersible Pumps	51,500	53,500	55,500	57,500	60,375	278,375
02X01	Wellfield Equipment Upgrades	55,000	55,000	50,000	50,000	50,000	260,000
02X06	Service Truck Replacement	30,000	70,000	26,000	50,000		176,000
02X05	Replace Reuse Flow Meters	25,000					25,000
	REPLACEMENT TOTALS	266,500	285,000	239,500	267,000	221,600	1,279,600
GRAND TOTAL UTILITIES MAINTENANCE		**354,500**	**364,000**	**328,500**	**342,000**	**299,350**	**1,688,350**
TOTAL WATER/SEWER FUND		**2,810,500**	**2,809,000**	**1,035,500**	**1,034,000**	**980,350**	**8,669,350**

Solid Waste Fund

SOLID WASTE

FUND

FISCAL YEAR 2002
SOLID WASTE FUND
STATEMENT OF CASH FLOW

BEGINNING BALANCE - UNDESIGNATED RESERVES (1)			**$308,800**
ADD:	**BUDGETED REVENUES:**		
	Solid Waste Fees	$4,800,000	
	Other Income	85,000	$4,885,000
TOTAL AVAILABLE RESOURCES:			**$5,193,800**
LESS:	**BUDGETED EXPENDITURES:**		
	Administration	$539,184	
	Residential Pick-up	673,352	
	Horticultural Waste	646,678	
	Commercial Pick-up	874,643	
	Landfill Charges	1,049,159	
	Transfer - Administration	345,700	
	Transfer - Self Insurance	75,400	
	Transfer - Pmt in Lieu of Taxes (2)	284,100	
	Capital Outlay	400,300	
	Depreciation	-	$4,888,516
BUDGETED CASH FLOW			**($3,516)**
ENDING BALANCE - UNDESIGNATED RESERVES			**$305,284**

(1) Audited balance 9/30/00 plus cash reserves generated fiscal year 2001.
(2) 6% of revenues.

FISCAL YEAR 2002
SOLID WASTE FUND
STATEMENT OF REVENUES, EXPENDITURES AND NET INCOME

ADD:	**BUDGETED REVENUES:**		
	Solid Waste Fees	$4,800,000	
	Other Income	85,000	$4,885,000
LESS:	**BUDGETED EXPENDITURES:**		
	Administration	539,184	
	Residential Pick-up	673,352	
	Horticultural Waste	646,678	
	Commercial Pick-up	874,943	
	Landfill Charges	1,049,159	
	Transfer - Administration	345,700	
	Transfer - Self Insurance	75,400	
	Transfer - Pmt in Lieu of Taxes	284,100	
	Capital Outlay	-	
	Depreciation	375,000	$4,863,516
BUDGETED NET INCOME			**$21,484**

NOTE: Budget schedule prepared on the full accrual accounting basis, consistent with preparation of annual audit report.

CITY OF NAPLES
SOLID WASTE FUND
REVENUE SUMMARY

	ACTUAL 1997-98	ACTUAL 1998-99	ACTUAL 1999-00	PROJECTED 2000-01	BUDGET 2001-02
SOLID WASTE FEES	$3,835,600	$3,852,596	$4,256,087	$4,300,000	$4,800,000
SPECIAL PICK-UP FEES	57,849	69,475	60,241	60,000	60,000
LANDFILL FEES	184,386	241,690	313,468	100,000	-
SALE OF SURPLUS	33,556	13,511	3,040	-	-
OTHER REVENUE	59,662	18,195	40,238	25,000	25,000
TOTAL SOLID WASTE	**$4,171,053**	**$4,195,467**	**$4,673,074**	**$4,485,000**	**$4,885,000**

PUBLIC WORKS
SOLID WASTE

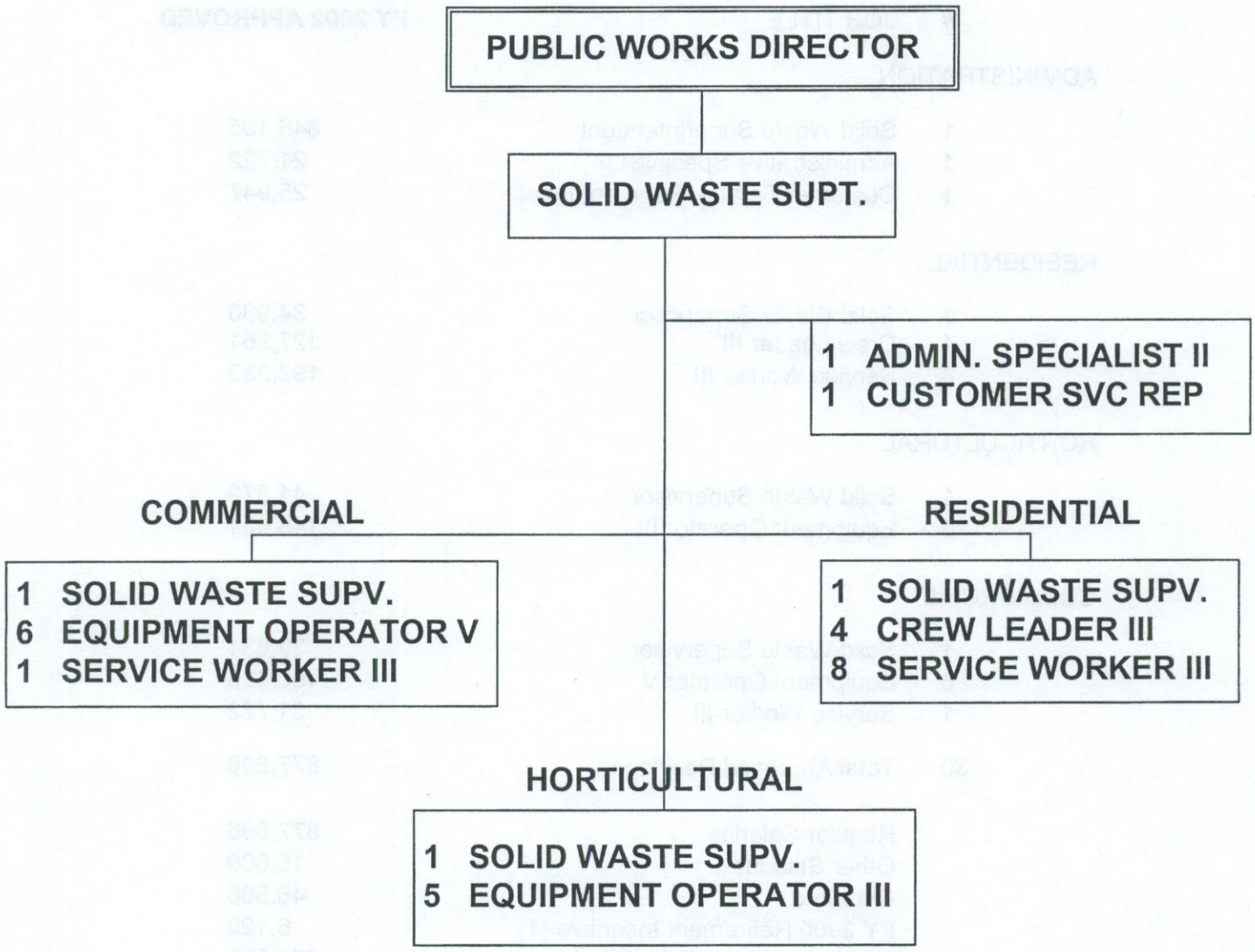

AUTHORIZED PERSONNEL:

	2001 BASE BUDGET	2001 REVISED BUDGET	2002 DEPT REQUEST	2002 APPVD BUDGET
SOLID WASTE	33	33	30	30

FISCAL YEAR 2002
BUDGET DETAIL

FUND: 450 SOLID WASTE FUND

#	JOB TITLE	FY 2002 APPROVED
ADMINISTRATION		
1	Solid Waste Superintendent	$46,195
1	Administrative Specialist II	21,722
1	Customer Service Representative	25,947
RESIDENTIAL		
1	Solid Waste Supervisor	34,930
4	Crew Leader III	127,961
8	Service Worker III	192,332
HORTICULTURAL		
1	Solid Waste Supervisor	41,379
5	Equipment Operator III	145,651
COMMERCIAL		
1	Solid Waste Supervisor	39,631
6	Equipment Operator V	180,426
1	Service Worker III	21,722
30	Total Approved Positions	877,896
	Regular Salaries	877,896
	Other Salaries	15,000
	Overtime	46,500
	FY 2000 Retirement Incentive (1)	6,128
	Employer Payroll Expenses	250,553
	General & Merit Increase	54,440
		$1,250,517

(1) Payable through FY 2015.

FISCAL YEAR 2002
BUDGET DETAIL
SOLID WASTE
DEPARTMENT SUMMARY

FUND 450

	ACCOUNT DESCRIPTION	98 - 99 ACTUALS	99 - 00 ACTUALS	00 - 01 ORIGINAL BUDGET	01 - 02 APPROVED	PERCENT CHANGE FY 01 - 02
PERSONAL SERVICES						
10-20	REGULAR SALARIES & WAGES	883,730	914,060	948,726	877,896	-7.47%
10-30	OTHER SALARIES	0	2,040	15,000	15,000	0.00%
10-40	OVERTIME	165,188	169,398	46,500	46,500	0.00%
25-01	FICA	77,914	84,083	70,957	65,396	-7.84%
25-03	RETIREMENT CONTRIBUTIONS	35,179	33,871	43,031	39,329	-8.60%
25-04	LIFE/HEALTH INSURANCE	121,280	117,210	148,582	151,956	2.27%
29-00	GENERAL & MERIT INC.	0	0	42,457	54,440	28.22%
	TOTAL PERSONAL SERVICES	**1,283,291**	**1,320,662**	**1,315,253**	**1,250,517**	**-4.92%**
OPERATING EXPENSES						
30-00	OPERATING EXPENDITURES	8,033	4,433	2,000	2,000	0.00%
30-01	CITY ADMINISTRATION	320,100	335,000	351,800	345,700	-1.73%
30-05	COUNTY LANDFILL	799,927	819,353	726,505	1,049,159	44.41%
30-15	WATER/SEWER ADMINISTRATION	36,000	37,800	0	0	0.00%
30-91	LOSS ON DISPOSAL OF FIXED ASSETS	76,697	17,880	0	0	0.00%
31-04	OTHER CONTRACTUAL SERVICES	500,903	515,191	600,600	604,710	0.68%
38-01	PAYMENTS IN LIEU OF TAXES	251,604	259,500	278,100	284,100	2.16%
40-00	TRAVEL AND PER DIEM	0	12	0	0	0.00%
40-01	TRAVEL	69	128	800	800	0.00%
40-02	SCHOOL AND TRAINING	1,500	504	1,250	1,250	0.00%
40-03	SAFETY	0	37	0	0	0.00%
40-04	SAFETY PROGRAMS	520	673	1,500	1,500	0.00%
41-00	COMMUNICATIONS	4,354	2,500	0	0	0.00%
41-01	TELEPHONE	3,582	6,618	6,100	6,600	8.20%
41-02	FAX & MODEMS	199	0	0	0	0.00%
41-03	RADIO & PAGER	428	350	400	0	-100.00%
42-10	EQUIP.SERVICES - REPAIRS	431,559	378,193	443,900	479,827	8.09%
42-11	EQUIP. SERVICES - FUEL	51,305	78,607	93,000	95,000	2.15%
43-01	ELECTRICITY	3,857	8,965	7,000	8,165	16.64%
43-02	WATER, SEWER, GARBAGE	12,727	2,406	5,000	3,500	-30.00%
44-02	EQUIPMENT RENTAL	13,070	44,226	43,700	43,000	-1.60%
45-22	SELF INS. PROPERTY DAMAGE	146,304	71,100	74,700	75,400	0.94%
46-00	REPAIR AND MAINTENANCE	938	5,675	4,000	6,000	50.00%
46-05	STORM REPAIR	24	0	0	0	0.00%
47-00	PRINTING AND BINDING	2,292	4,015	4,500	4,500	0.00%
47-02	ADVERTISING (NON-LEGAL)	0	0	1,500	1,500	0.00%
47-06	DUPLICATING	0	0	1,200	1,200	0.00%
49-00	OTHER CURRENT CHARGES	0	1,500	0	0	0.00%
49-02	INFORMATION SERVICES	67,524	89,679	98,647	123,016	24.70%

FISCAL YEAR 2002
BUDGET DETAIL
SOLID WASTE
DEPARTMENT SUMMARY

CONTINUED

FUND 450 ACCOUNT DESCRIPTION		98 - 99 ACTUALS	99 - 00 ACTUALS	00 - 01 ORIGINAL BUDGET	01 - 02 APPROVED	PERCENT CHANGE FY 01 - 02
OPERATING EXPENSES						
51-00	OFFICE SUPPLIES	2,261	2,334	1,700	1,700	0.00%
52-00	OPERATING SUPPLIES	23,867	26,467	24,000	21,300	-11.25%
52-07	UNIFORMS	7,810	6,644	7,000	6,812	-2.69%
52-09	OTHER CLOTHING	3,374	3,354	3,300	3,160	-4.24%
52-10	JANITORIAL SUPPLIES	0	1,022	1,700	1,700	0.00%
52-51	SOLID WASTE DUMPSTERS	33,982	43,155	35,000	65,000	85.71%
54-01	MEMBERSHIPS	652	561	800	800	0.00%
54-02	BOOKS, PUBS, SUBS.	0	142	300	300	0.00%
59-00	DEPRECIATION	447,298	318,415	0	0	0.00%
	TOTAL OPERATING EXPENSES	**3,252,760**	**3,086,439**	**2,820,002**	**3,237,699**	**14.81%**
NON-OPERATING EXPENSES						
60-30	IMPROVEMENTS O/T/ BUILDING	0	0	163,000	296,400	81.84%
60-40	MACHINERY EQUIP	0	0	6,000	15,400	156.67%
60-70	VEHICLES	0	0	116,500	88,500	-24.03%
99-01	OPERATING CONTINGENCY	0	0	10,000	0	-100.00%
99-02	CAPITAL CONTINGENCY	0	0	15,000	0	-100.00%
99-50	UNBUDGETED RESERVE BALANCE	0	0	189,245	0	-100.00%
	TOTAL NON-OPERATING EXPENSES	**0**	**0**	**499,745**	**400,300**	**-19.90%**
	TOTAL EXPENSES	**$4,536,051**	**$4,407,101**	**$4,635,000**	**$4,888,516**	**5.47%**

FISCAL YEAR 2002
BUDGET DETAIL
SOLID WASTE
ADMINISTRATION

450.1201.534

	ACCOUNT DESCRIPTION	98 - 99 ACTUALS	99 - 00 ACTUALS	00 - 01 ORIGINAL BUDGET	01 - 02 APPROVED	PERCENT CHANGE FY 01 - 02
PERSONAL SERVICES						
10-20	REGULAR SALARIES & WAGES	66,479	82,872	99,848	93,864	-5.99%
10-30	OTHER SALARIES	0	0	0	0	0.00%
10-40	OVERTIME	-667	20	500	500	0.00%
25-01	FICA	4,635	6,210	7,354	6,872	-6.55%
25-03	RETIREMENT CONTRIBUTIONS	2,116	2,946	3,922	3,271	-16.60%
25-04	LIFE/HEALTH INSURANCE	7,625	8,129	13,660	18,247	33.58%
29-00	GENERAL & MERIT INC.	0	0	4,876	6,027	23.61%
	TOTAL PERSONAL SERVICES	**80,188**	**100,177**	**130,160**	**128,781**	**-1.06%**
OPERATING EXPENSES						
30-00	OPERATING EXPENDITURES	171	25	500	500	0.00%
30-01	CITY ADMINISTRATION	320,100	335,000	351,800	345,700	-1.73%
30-15	WATER/SEWER ADMINISTRATION	36,000	37,800	0	0	0.00%
30-91	LOSS ON DISPOSAL OF FIXED ASSETS	76,697	17,880	0	0	0.00%
31-04	OTHER CONTRACTUAL SERVICES	170,612	197,354	234,000	247,129	5.61%
38-01	PAYMENTS IN LIEU OF TAXES	251,604	259,500	278,100	284,100	2.16%
40-01	TRAVEL	69	30	500	500	0.00%
40-02	SCHOOL AND TRAINING	500	203	500	500	0.00%
40-03	SAFETY	0	37	0	0	0.00%
41-00	COMMUNICATIONS	4,354	2,500	0	0	0.00%
41-01	TELEPHONE	3,582	6,618	6,100	6,600	8.20%
41-03	RADIO & PAGER	149	278	100	0	-100.00%
42-10	EQUIP.SERVICES - REPAIRS	961	3,520	4,900	5,261	7.37%
42-11	EQUIP. SERVICES - FUEL	439	512	1,000	1,000	0.00%
43-01	ELECTRICITY	3,857	1,010	5,000	4,025	-19.50%
43-02	WATER, SEWER, GARBAGE	12,727	2,406	5,000	3,500	-30.00%
45-22	SELF INS. PROPERTY DAMAGE	146,304	71,100	74,700	75,400	0.94%
46-00	REPAIR AND MAINTENANCE	94	2,304	2,500	4,500	80.00%
47-00	PRINTING AND BINDING	2,292	4,015	4,500	4,500	0.00%
47-02	ADVERTISING (NON-LEGAL)	0	0	1,500	1,500	0.00%
47-06	DUPLICATING	0	0	1,200	1,200	0.00%
49-02	INFORMATION SERVICES	67,524	89,679	98,647	123,016	24.70%
51-00	OFFICE SUPPLIES	2,261	2,334	1,700	1,700	0.00%
52-00	OPERATING SUPPLIES	1,220	909	1,500	1,500	0.00%
52-07	UNIFORMS	0	0	0	312	0.00%
52-09	OTHER CLOTHING	177	164	300	360	20.00%
52-10	OFFICE SUPPLIES	0	0	1,700	1,700	0.00%
54-01	MEMBERSHIPS	652	561	800	800	0.00%
54-02	BOOKS, PUBS, SUBS.	0	142	300	300	0.00%
59-00	DEPRECIATION	93,035	29,774	0	0	0.00%
	TOTAL OPERATING EXPENSES	**1,195,381**	**1,065,655**	**1,076,847**	**1,115,603**	**3.60%**

FISCAL YEAR 2002
BUDGET DETAIL
SOLID WASTE
ADMINISTRATION

CONTINUED

450.1201.534 ACCOUNT DESCRIPTION		98 - 99 ACTUALS	99 - 00 ACTUALS	00 - 01 ORIGINAL BUDGET	01 - 02 APPROVED	PERCENT CHANGE FY 01 - 02
NON-OPERATING EXPENSES						
99-01	OPERATING CONTINGENCY	0	0	10,000	0	-100.00%
99-02	CAPITAL CONTINGENCY	0	0	15,000	0	-100.00%
99-50	UNBUDGETED RESERVE BALANCE	0	0	189,245	0	-100.00%
	TOTAL NON-OPERATING EXPENSES	**0**	**0**	**214,245**	**0**	**-100.00%**
	TOTAL EXPENSES	**$1,275,569**	**$1,165,832**	**$1,421,252**	**$1,244,384**	**-12.44%**

FISCAL YEAR 2002
BUDGET DETAIL
SOLID WASTE
RESIDENTIAL

450.1222.534 ACCOUNT DESCRIPTION		98 - 99 ACTUALS	99 - 00 ACTUALS	00 - 01 ORIGINAL BUDGET	01 - 02 APPROVED	PERCENT CHANGE FY 01 - 02
PERSONAL SERVICES						
10-20	REGULAR SALARIES & WAGES	342,470	353,517	350,421	355,223	1.37%
10-40	OVERTIME	55,123	39,941	19,000	19,000	0.00%
25-01	FICA	29,594	30,111	26,142	26,354	0.81%
25-03	RETIREMENT CONTRIBUTIONS	13,713	12,869	14,374	13,931	-3.08%
25-04	LIFE/HEALTH INSURANCE	47,616	44,649	57,966	59,781	3.13%
29-00	GENERAL & MERIT INC.	0	0	15,488	21,819	40.88%
	TOTAL PERSONAL SERVICES	**488,516**	**481,087**	**483,391**	**496,108**	**2.63%**
OPERATING EXPENSES						
30-00	OPERATING EXPENDITURES	1,240	228	500	500	0.00%
30-05	COUNTY LAND FILL	163,057	162,360	151,000	225,952	49.64%
40-00	TRAVEL AND PER DIEM	0	12	0	0	0.00%
40-01	TRAVEL	0	10	100	100	0.00%
40-02	SCHOOL AND TRAINING	250	49	250	250	0.00%
40-04	SAFETY PROGRAMS	440	186	500	500	0.00%
41-03	RADIO & PAGER	0	0	100	0	-100.00%
42-10	EQUIP.SERVICES - REPAIRS	126,052	108,059	134,000	147,094	9.77%
42-11	EQUIP. SERVICES - FUEL	11,965	17,595	22,000	22,000	0.00%
52-00	OPERATING SUPPLIES	2,375	1,909	2,500	2,500	0.00%
52-07	UNIFORMS	3,521	2,723	3,000	3,000	0.00%
52-09	OTHER CLOTHING	1,373	1,173	1,300	1,300	0.00%
59-00	DEPRECIATION	61,314	85,540	0	0	0.00%
	TOTAL OPERATING EXPENSES	**371,587**	**379,844**	**315,250**	**403,196**	**27.90%**
	TOTAL EXPENSES	**$860,103**	**$860,931**	**$798,641**	**$899,304**	**12.60%**

FISCAL YEAR 2002
BUDGET DETAIL
SOLID WASTE
HORTICULTURAL

450.1223.534	ACCOUNT DESCRIPTION	98 - 99 ACTUALS	99 - 00 ACTUALS	00 - 01 ORIGINAL BUDGET	01 - 02 APPROVED	PERCENT CHANGE FY 01 - 02
PERSONAL SERVICES						
10-20	REGULAR SALARIES & WAGES	236,391	217,436	247,072	187,030	-24.30%
10-30	OTHER SALARIES	0	2,040	15,000	15,000	0.00%
10-40	OVERTIME	78,619	110,532	9,000	9,000	0.00%
25-01	FICA	23,293	26,609	18,515	14,052	-24.10%
25-03	RETIREMENT CONTRIBUTIONS	9,913	8,867	9,052	6,769	-25.22%
25-04	LIFE/HEALTH INSURANCE	37,333	38,547	40,127	30,062	-25.08%
29-00	GENERAL & MERIT INC.	0	0	10,925	11,619	6.35%
	TOTAL PERSONAL SERVICES	**385,549**	**404,031**	**349,691**	**273,532**	**-21.78%**
OPERATING EXPENSES						
30-00	OPERATING EXPENDITURES	3,599	3,471	500	500	0.00%
30-05	COUNTY LAND FILL	5,441	1,335	7,105	8,000	12.60%
31-04	OTHER CONTRACTUAL SERVICES	246,748	211,420	249,100	196,955	-20.93%
40-01	TRAVEL	0	60	100	100	0.00%
40-02	SCHOOL AND TRAINING	250	159	250	250	0.00%
40-04	SAFETY PROGRAMS	40	400	500	500	0.00%
41-03	RADIO & PAGER	207	48	100	0	-100.00%
42-10	EQUIP.SERVICES - REPAIRS	151,018	116,525	120,000	128,841	7.37%
42-11	EQUIP. SERVICES - FUEL	18,219	27,039	35,000	35,000	0.00%
44-02	EQUIPMENT RENTAL	3,868	28,626	12,500	4,000	-68.00%
46-00	REPAIR AND MAINTENANCE	251	36	0	0	0.00%
52-00	OPERATING SUPPLIES	9,080	6,430	7,500	4,800	-36.00%
52-07	UNIFORMS	2,074	1,983	2,000	1,500	-25.00%
52-09	OTHER CLOTHING	1,088	1,310	900	700	-22.22%
59-00	DEPRECIATION	88,015	84,979	0	0	0.00%
	TOTAL OPERATING EXPENSES	**529,898**	**483,821**	**435,555**	**381,146**	**-12.49%**
	TOTAL EXPENSES	**$915,447**	**$887,852**	**$785,246**	**$654,678**	**-16.63%**

FISCAL YEAR 2002
BUDGET DETAIL
SOLID WASTE
COMMERCIAL

450.1224.534

	ACCOUNT DESCRIPTION	98 - 99 ACTUALS	99 - 00 ACTUALS	00 - 01 ORIGINAL BUDGET	01 - 02 DEPARTMENT APPROVED	PERCENT CHANGE FY 01 - 02
PERSONAL SERVICES						
10-20	REGULAR SALARIES & WAGES	238,390	260,235	251,385	241,779	-3.82%
10-40	OVERTIME	32,113	18,905	18,000	18,000	0.00%
25-01	FICA	20,392	21,153	18,946	18,118	-4.37%
25-03	RETIREMENT CONTRIBUTIONS	9,437	9,189	15,683	15,358	-2.07%
25-04	LIFE/HEALTH INSURANCE	28,706	25,885	36,829	43,866	19.11%
29-00	GENERAL & MERIT INC.	0	0	11,168	14,975	34.09%
	TOTAL PERSONAL SERVICES	**329,038**	**335,367**	**352,011**	**352,096**	**0.02%**
OPERATING EXPENSES						
30-00	OPERATING EXPENDITURES	3,023	709	500	500	0.00%
30-05	COUNTY LAND FILL	631,429	655,658	568,400	815,207	43.42%
31-04	OTHER CONTRACTUAL SERVICES	83,543	106,417	117,500	160,626	36.70%
40-01	TRAVEL	0	28	100	100	0.00%
40-02	SCHOOL AND TRAINING	500	93	250	250	0.00%
40-04	SAFETY PROGRAMS	40	87	500	500	0.00%
41-03	RADIO & PAGER	72	24	100	0	-100.00%
42-10	EQUIP.SERVICES - REPAIRS	153,528	150,089	185,000	198,631	7.37%
42-11	EQUIP. SERVICES - FUEL	20,682	33,461	35,000	37,000	5.71%
43-01	ELECTRICITY	0	7,955	2,000	4,140	107.00%
44-02	EQUIPMENT RENTAL	9,202	15,600	31,200	39,000	25.00%
46-00	REPAIR AND MAINTENANCE	497	3,335	1,500	1,500	0.00%
49-00	OTHER CURRENT CHARGES	0	1,500	0	0	0.00%
52-00	OPERATING SUPPLIES	11,192	17,219	12,500	12,500	0.00%
52-07	UNIFORMS	2,215	1,938	2,000	2,000	0.00%
52-09	OTHER CLOTHING	736	707	800	800	0.00%
52-10	JANITORIAL SUPPLIES	0	1,022	0	0	0.00%
52-51	SOLID WASTE DUMPSTERS	33,982	43,155	35,000	65,000	85.71%
59-00	DEPRECIATION	204,934	118,122	0	0	0.00%
	TOTAL OPERATING EXPENSES	**1,155,575**	**1,157,119**	**992,350**	**1,337,754**	**34.81%**
	TOTAL EXPENSES	**$1,484,613**	**$1,492,486**	**$1,344,361**	**$1,689,850**	**25.70%**

CIP PROJECTS - SOLID WASTE

CIP-PROJ	PROJECT DESCRIPTION	DEPT REQUEST 2002	DEPT REQUEST 2003	DEPT REQUEST 2004	DEPT REQUEST 2005	DEPT REQUEST 2006	PROJECT TOTAL
SOLID WASTE							
02P17	Roll-Off Compactor Infrastructure	52,000	26,000	26,000	26,000		130,000
02P02	GPS Routing System	15,400					15,400
02P03	Landscaping/Fencing Parking Area	14,400					14,400
	IMPROVEMENT TOTALS	81,800	26,000	26,000	26,000	0	159,800
01P18	Horticultural Site Reclamation	230,000					230,000
02P05	8 CU Yd Rear-Loading Refuse Truck	62,000					62,000
02P21	Residential Satellite Collection Vehicles	26,500	55,650	58,430	61,350	64,420	266,350
03P33	Residential Refuse Truck		136,000		156,555		292,555
03P22	Horticultural Debris Collection Vehicle		85,000	89,250	93,713		267,963
04P11	Commercial Front-End Loading Refuse Truck			171,300		188,900	360,200
	REPLACEMENT TOTALS	318,500	276,650	318,980	311,618	253,320	1,479,068
GRAND TOTAL SOLID WASTE		**400,300**	**302,650**	**344,980**	**337,618**	**253,320**	**1,638,868**

Stormwater Fund

STORMWATER

FUND

FISCAL YEAR 2002
STORMWATER UTILITY FUND
SUMMARY

BEGINNING BALANCE - UNDESIGNATED RESERVES (1)			**$570,300**
ADD:	**BUDGETED REVENUES:**		
	Stormwater Fees	$1,400,000	
	State Revolving Loan	370,000	
	Other Income	30,000	
	Transfer - 10th Street Stormwater (2)	72,925	1,872,925
TOTAL AVAILABLE RESOURCES:			**$2,443,225**
LESS:	**BUDGETED EXPENDITURES:**		
	Personal Services	$277,624	
	Operations & Maintenance	152,808	
	Storm Drain Repairs	200,000	
	Lake Maintenance	15,000	
	State Revolving Loan - Principal	182,700	
	State Revolving Loan - Interest	149,200	
	CIP	731,500	
	Transfers:		
	General Fund Admin.	164,100	
	Self-Insurance	4,100	
	Payment in Lieu of Taxes (3)	85,800	$1,962,832
BUDGETED CASH FLOW			**($89,907)**
ENDING BALANCE - UNDESIGNATED RESERVES			**$480,393**

(1) Audited balance 9/30/00 plus reserves generated fiscal year 2001.
(2) Community Redevelopment responsible for capital project. Annual repayment through FY 2020.
(3) 6% of operating revenues.

CITY OF NAPLES
STORMWATER FUND
REVENUE SUMMARY

	ACTUAL 1997-98	ACTUAL 1998-99	ACTUAL 1999-00	PROJECTED 2000-01	BUDGET 2001-02
STORMWATER FEES (1)	$1,412,922	$1,341,914	$1,366,933	$1,380,000	$1,400,000
INTEREST EARNED	55,264	47,156	26,336	30,000	30,000
STATE REVOLVING LOAN	-	351,389	2,082,005	5,500,000	370,000
TRF - 10TH ST STORMWATER	-	-	-	72,925	72,925
OTHER	6,369	1,750	-	-	-
TOTAL STORMWATER	**$1,474,555**	**$1,742,209**	**$3,475,274**	**$6,982,925**	**$1,872,925**

(1) $4.00 Monthly per equivalent residential unit (ERU); for commercial properties, one ERU per 1,932 square feet of impervious surface.

STORMWATER

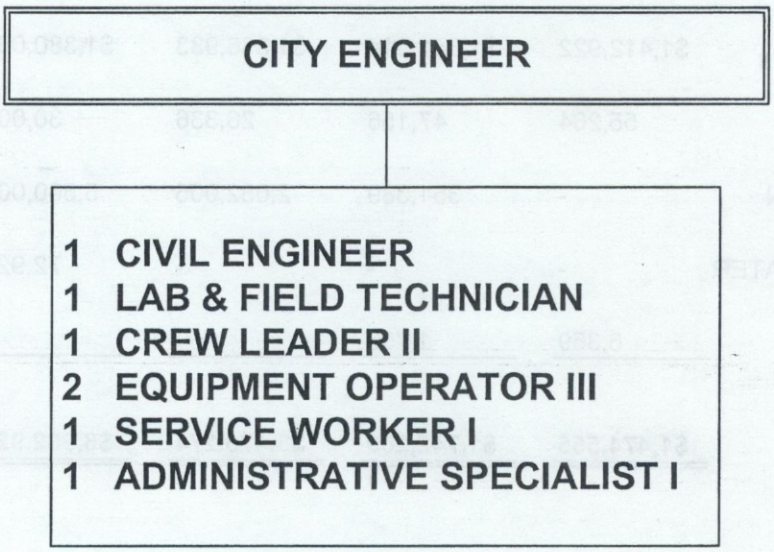

AUTHORIZED PERSONNEL:

	2001 BASE BUDGET	2001 REVISED BUDGET	2002 DEPT REQUEST	2002 APPVD BUDGET
STORMWATER	6	6	7	7

FISCAL YEAR 2002
BUDGET DETAIL

FUND: 470 STORMWATER FUND

#	JOB TITLE	FY 2002 APPROVED
STORMWATER		
1	Civil Engineer	$58,924
1	Laboratory & Field Technician	31,400
2	Equipment Operator III	49,492
1	Crew Leader II	26,495
1	Service Worker I	19,374
1	Administrative Specialist I	19,781
7	Total Approved Positions	205,466
	Regular Salaries	205,466
	Overtime	1,000
	Employer Payroll Expenses	58,317
	General & Merit Increase	12,841
		$277,624

FISCAL YEAR 2002
BUDGET DETAIL
STORMWATER

470.6060.539

	ACCOUNT DESCRIPTION	98 - 99 ACTUALS	99 - 00 ACTUALS	00 - 01 ORIGINAL BUDGET	01 - 02 APPROVED	PERCENT CHANGE FY 01 - 02
PERSONAL SERVICES						
10-20	REGULAR SALARIES & WAGES	143,985	164,414	173,051	205,466	18.73%
10-40	OVERTIME	5,785	5,964	1,000	1,000	0.00%
25-01	FICA	11,098	12,735	12,821	15,526	21.10%
25-03	RETIREMENT CONTRIBUTIONS	5,989	6,773	6,982	7,672	9.88%
25-04	LIFE/HEALTH INSURANCE	18,802	20,422	28,383	35,119	23.73%
29-00	GENERAL & MERIT INC.	0	0	7,809	12,841	64.44%
	TOTAL PERSONAL SERVICES	**185,659**	**210,308**	**230,046**	**277,624**	**20.68%**
OPERATING EXPENSES						
30-00	OPERATING EXPENDITURES	1,234	1,556	3,500	3,500	0.00%
30-01	CITY ADMINISTRATION	136,596	166,800	175,100	164,100	-6.28%
30-05	COUNTY LANDFILL	0	0	200	0	-100.00%
30-07	SMALL TOOLS	117	76	700	700	0.00%
31-01	PROFESSIONAL SERVICES	108,024	32,257	45,000	45,000	0.00%
31-04	OTHER CONTRACTUAL SERVICES	64,510	141,195	300,000	200,000	-33.33%
38-01	PAYMENTS IN LIEU OF TAXES	0	88,500	89,400	85,800	-4.03%
40-00	TRAVEL AND PER DIEM	609	405	1,500	1,500	0.00%
40-02	SCHOOL AND TRAINING	1,324	910	1,500	1,500	0.00%
40-03	SAFETY	490	60	500	500	0.00%
42-02	POSTAGE & FREIGHT	62	19	50	50	0.00%
42-10	EQUIP.SERVICES - REPAIRS	21,830	41,039	38,000	46,008	21.07%
42-11	EQUIP. SERVICES - FUEL	2,938	5,252	6,511	6,500	-0.17%
43-01	ELECTRICITY	7,046	10,498	12,000	12,600	5.00%
43-02	WATER, SEWER, GARBAGE	0	1	0	0	0.00%
44-02	EQUIPMENT RENTAL	91	0	1,300	1,300	0.00%
45-22	SELF INS. PROPERTY DAMAGE	6,000	7,700	8,100	4,100	-49.38%
46-00	REPAIR AND MAINTENANCE	4,054	266	5,000	4,000	-20.00%
46-02	BUILDINGS & GROUND MAINT.	0	153	800	800	0.00%
46-04	EQUIP. MAINTENANCE	1,998	1,079	2,500	2,500	0.00%
46-05	STORM REPAIR	1,267	0	0	0	0.00%
46-08	LAKE MAINTENANCE	9,095	9,695	15,000	15,000	0.00%
46-12	ROAD REPAIRS	989	2,288	10,000	8,000	-20.00%
47-05	PHOTO AND VIDEO	74	0	0	2,000	0.00%
49-00	OTHER CURRENT CHARGES	160	0	1,000	1,000	0.00%
51-00	OFFICE SUPPLIES	683	312	700	700	0.00%
51-01	STATIONERY	14	0	0	0	0.00%
51-03	OFFICE EQUIP. < $250	0	0	250	250	0.00%
52-00	OPERATING SUPPLIES	8,398	9,053	10,000	10,000	0.00%
52-02	FUEL	1,410	2,978	1,000	2,500	150.00%
52-03	OIL & LUBE	0	0	100	100	0.00%
52-07	UNIFORMS	627	939	1,040	1,000	-3.85%
52-09	OTHER CLOTHING	0	419	800	800	0.00%
59-00	DEPRECIATION	107,861	183,584	0	0	0.00%
	TOTAL OPERATING EXPENSES	**487,501**	**707,034**	**731,551**	**621,808**	**-15.00%**

FISCAL YEAR 2002
BUDGET DETAIL
STORMWATER FUND
CONTINUED

470.6060.539	ACCOUNT DESCRIPTION	98 - 99 ACTUALS	99 - 00 ACTUALS	00 - 01 ORIGINAL BUDGET	01 - 02 APPROVED	PERCENT CHANGE FY 01 - 02
NON-OPERATING EXPENSES						
60-30	IMPROVEMENTS O/T BUILDING	0	0	4,111,010	691,500	-83.18%
60-40	MACHINERY EQUIP	0	0	900	0	-100.00%
60-70	VEHICLES	0	0	0	40,000	0.00%
70-11	PRINCIPAL	0	0	230,000	182,700	-20.57%
70-12	INTEREST	0	0	105,000	149,200	42.10%
99-50	UNBUDGETED RESERVE BALANCE	0	0	234,418	0	-100.00%
	TOTAL NON-OPERATING EXPENSES	**0**	**0**	**4,681,328**	**1,063,400**	**-77.28%**
	TOTAL EXPENSES	**$673,160**	**$917,342**	**$5,642,925**	**$1,962,832**	**-65.22%**

CIP PROJECTS - STORMWATER

CIP-PROJ	PROJECT DESCRIPTION	DEPT REQUEST 2002	DEPT REQUEST 2003	DEPT REQUEST 2004	DEPT REQUEST 2005	DEPT REQUEST 2006	PROJECT TOTAL
STORMWATER							
99V14	Phase I of Basin III Design (1)	320,000	5,500,000				5,820,000
02V01	Lantern Lake Storm Sewer Impv.	100,000	100,000				200,000
02V02	Outfall Pipe Cleaning, Lining & Repl	200,000	200,000	200,000	200,000	200,000	1,000,000
01V26	Basin V-Storm Sewer Impv. (1)	50,000		1,000,000	1,500,000		2,550,000
01V27	Burning Tree Corridor	21,500	107,000	114,450			242,950
04V08	Phase II of Basin VI Development (1)			300,000			300,000
05V03	Central Ave. Basin VI Sewer Extension (1)				500,000		500,000
	IMPROVEMENT TOTALS	691,500	5,907,000	1,614,450	2,200,000	200,000	10,612,950
02V06	Replace Crew Truck	40,000					40,000
	REPLACEMENT TOTALS	40,000	0	0	0	0	40,000
GRAND TOTAL STORMWATER		**731,500**	**5,907,000**	**1,614,450**	**2,200,000**	**200,000**	**10,652,950**

(1) State Revolving Loan Fund

City Dock Fund

CITY

DOCK

FUND

FISCAL YEAR 2002
CITY DOCK FUND
STATEMENT OF CASH FLOW

BEGINNING BALANCE - UNDESIGNATED RESERVES (1)			**($52,500)**
ADD:	**BUDGETED REVENUES:**		
	Dock Rentals	$385,000	
	Fuel Sales	1,250,000	
	Bait & Misc. Sales	110,000	
	Other Income	5,000	$1,750,000
TOTAL AVAILABLE RESOURCES:			**$1,697,500**
LESS:	**BUDGETED EXPENDITURES:**		
	Personal Services	$204,866	
	Fuel Purchases	1,000,000	
	Resale Inventory	80,000	
	Operations & Maintenance	148,816	
	Transfer - Administration	98,000	
	Transfer - Self Insurance	4,200	
	Transfer - Pmt in Lieu of Taxes (2)	11,600	
	Debt Service Principal	21,916	
	Debt Service Interest	6,544	
	Interest Repayment - General Fund (3)	5,425	
	CIP	105,000	
	Depreciation	-	$1,686,367
BUDGETED CASH FLOW			**$63,633**
LESS: PRINCIPAL REPAYMENT - GENERAL FUND			**(50,000)**
ENDING BALANCE - UNDESIGNATED RESERVES			**($38,867)**

(1) Audited Balance 9/30/00 plus cash reserves generated Fiscal Year 2001.
(2) 13.3 Mills on valuation of $873,300.
(3) Repayment of $188,600 to General Fund through fiscal year 2003 for 1999-2000 loan.

	Principal	Interest @ 5.5%
2002	$50,000	$5,425
2003	$48,600	$2,675

FISCAL YEAR 2002
CITY DOCK FUND
STATEMENT OF REVENUES, EXPENDITURES AND NET INCOME

ADD:	**BUDGETED REVENUES:**		
	Dock Rentals	$385,000	
	Fuel Sales	1,250,000	
	Bait & Misc. Sales	110,000	
	Interest Income	5,000	$1,750,000
LESS:	**BUDGETED EXPENDITURES:**		
	Personal Services	204,866	
	Fuel Purchases	1,000,000	
	Resale Inventory	80,000	
	Operations & Maintenance	148,816	
	Transfer - Administration	98,000	
	Transfer - Self Insurance	4,200	
	Transfer - Pmt in Lieu of Taxes	11,600	
	Debt Service Principal	-	
	Debt Service Interest	6,544	
	Interest Repayment - General Fund	5,425	
	Capital Expenditures	-	
	Depreciation	200,000	$1,759,451
BUDGETED NET INCOME			**($9,451)**

NOTE: Budget schedule prepared on the full accrual accounting basis, consistent with preparation of annual audit report.

CITY OF NAPLES
CITY DOCK FUND
REVENUE SUMMARY

	ACTUAL 1997-98	ACTUAL 1998-99	ACTUAL 1999-2000	PROJECTED 2000-01	BUDGET 2001-02
DOCK RENTALS	$318,090	$330,723	$323,423	$350,000	$385,000
FUEL SALES	718,706	847,435	1,255,622	1,400,000	1,250,000
BAIT & MISC. SALES	87,340	104,379	118,523	125,000	110,000
COLLIER COUNTY GRANT	46,000	25,000	18,000	-	-
OTHER	4,672	4,528	8,857	4,000	5,000
TOTAL CITY DOCK	**$1,174,808**	**$1,312,065**	**$1,724,425**	**$1,879,000**	**$1,750,000**

CITY DOCK

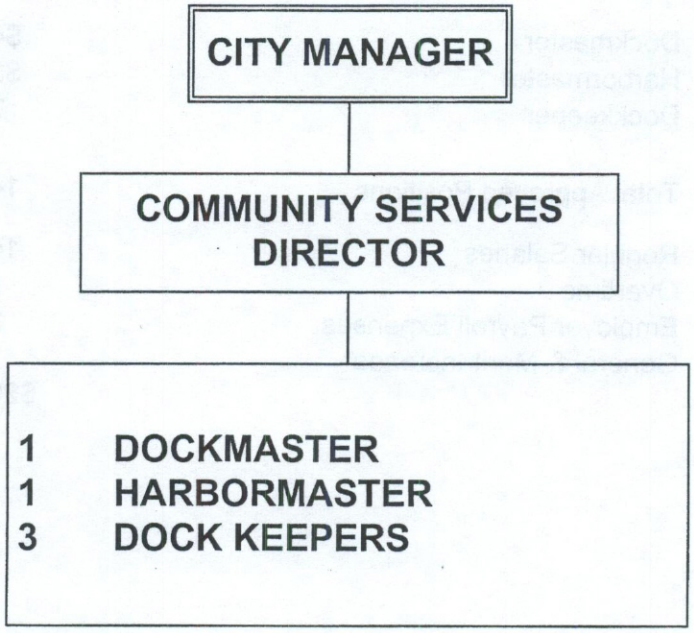

AUTHORIZED PERSONNEL:

	2001 BASE BUDGET	2001 REVISED BUDGET	2002 DEPT REQUEST	2002 APPVD BUDGET
CITY DOCK	4	4	5	5

FISCAL YEAR 2002
BUDGET DETAIL

FUND: **460 CITY DOCK FUND**

#	JOB TITLE	FY 2002 APPROVED
CITY DOCK		
1	Dockmaster	$40,110
1	Harbormaster	$34,828
3	Dockkeeper	70,860
5	Total Approved Positions	145,798
	Regular Salaries	145,798
	Overtime	11,000
	Employer Payroll Expenses	38,883
	General & Merit Increase	9,185
		$204,866

FISCAL YEAR 2002
BUDGET DETAIL
CITY DOCK FUND

460.0915.572

	ACCOUNT DESCRIPTION	98 - 99 ACTUALS	99 - 00 ACTUALS	00 - 01 ORIGINAL BUDGET	01 - 02 APPROVED	PERCENT CHANGE FY 01 - 02
PERSONAL SERVICES						
10-20	REGULAR SALARIES & WAGES	98,602	116,022	110,907	145,798	31.46%
10-30	OTHER SALARIES	162	684	0	0	0.00%
10-40	OVERTIME	9,088	22,039	11,000	11,000	0.00%
25-01	FICA	8,259	10,440	8,331	11,020	32.28%
25-03	RETIREMENT CONTRIBUTIONS	3,616	4,358	4,528	4,136	-8.66%
25-04	LIFE/HEALTH INSURANCE	8,630	14,818	17,188	23,727	38.04%
29-00	GENERAL & MERIT INC.	0	0	5,010	9,185	83.33%
	TOTAL PERSONAL SERVICES	**128,357**	**168,361**	**156,964**	**204,866**	**30.52%**
OPERATING EXPENSES						
30-00	OPERATING EXPENDITURES	5,993	14,281	8,000	12,000	50.00%
30-01	CITY ADMINISTRATION	93,096	87,900	92,300	98,000	6.18%
30-91	LOSS ON DISPOSAL FIXED ASSETS	0	2,450	0	0	0.00%
31-04	OTHER CONTRACTUAL SERVICES	0	1,650	0	0	0.00%
38-01	PAYMENT IN LIEU OF TAXES	15,300	14,400	13,600	11,600	-14.71%
40-01	TRAVEL	347	-1,507	500	2,500	400.00%
40-02	SCHOOL AND TRAINING	296	2,796	2,000	2,000	0.00%
41-00	COMMUNICATIONS	2,050	1,903	1,300	3,000	130.77%
42-10	EQUIP.SERVICES - REPAIRS	279	4,035	2,000	3,316	65.80%
42-11	EQUIP. SERVICES - FUEL	327	412	500	450	-10.00%
43-01	ELECTRICITY	19,063	22,184	15,500	35,500	129.03%
43-02	WATER, SEWER, GARBAGE	14,238	18,072	13,000	13,000	0.00%
43-03	OTHER	2,539	3,107	3,600	3,600	0.00%
44-00	RENTALS & LEASES	9,670	22,878	24,000	20,000	-16.67%
45-22	SELF INS. PROPERTY DAMAGE	18,996	4,500	4,700	4,200	-10.64%
46-00	REPAIR AND MAINTENANCE	32,869	19,242	8,000	30,000	275.00%
47-00	PRINTING AND BINDING	64	0	0	0	0.00%
47-02	ADVERTISING (NON LEGAL)	16,805	19,022	10,000	10,000	0.00%
49-00	OTHER CURRENT CHARGES	0	0	0	150	0.00%
51-00	OFFICE SUPPLIES	977	2,012	200	1,800	800.00%
51-06	RESALE SUPPLIES	81,023	89,197	80,000	80,000	0.00%
52-00	OPERATING SUPPLIES	2,755	5,336	11,000	10,000	-9.09%
52-02	FUEL	673,609	1,111,876	700,000	1,000,000	42.86%
52-09	OTHER CLOTHING	0	409	0	0	0.00%
54-00	BOOKS, PUBS, SUBS, MEMBS	575	555	500	500	0.00%
54-01	MEMBERSHIPS	0	30	0	1,000	0.00%
59-00	DEPRECIATION/AMORTIZATION	184,787	186,780	0	0	0.00%
59-01	AMORTIZATION	1,286	1,471	0	0	0.00%
	TOTAL OPERATING EXPENSES	**1,176,944**	**1,634,991**	**990,700**	**1,342,616**	**35.52%**
NON-OPERATING EXPENSES						
60-30	IMPROVEMENTS O/T BUILDING	0	0	0	100,000	0.00%
60-40	MACHINERY EQUIP	0	0	0	5,000	0.00%
70-10	PRINCIPAL AND INTEREST	11,124	0	0	0	0.00%
70-11	PRINCIPAL	0	0	27,941	21,916	-21.56%
70-12	INTEREST	0	19,136	15,730	11,969	-23.91%
99-02	CONTINGENCY	0	0	25,000	0	-100.00%
99-50	UNBUDGETED RESERVE BALANCE	0	0	147,665	0	-100.00%
	TOTAL NON-OPERATING EXPENSES	**11,124**	**19,136**	**216,336**	**138,885**	**-35.80%**
	TOTAL EXPENSES	**$1,316,425**	**$1,822,488**	**$1,364,000**	**$1,686,367**	**23.63%**

CIP PROJECTS - CITY DOCK FUND

CIP-PROJ	PROJECT DESCRIPTION	DEPT REQUEST 2002	DEPT REQUEST 2003	DEPT REQUEST 2004	DEPT REQUEST 2005	DEPT REQUEST 2006	PROJECT TOTAL
CITY DOCK FUND							
02Q02	Dock Operations Computer & Copier	5,000					5,000
02Q03	Dock Master Plan	100,000					100,000
	IMPROVEMENT TOTALS	105,000	0	0	0	0	105,000
GRAND TOTAL CITY DOCK FUND		105,000	0	0	0	0	105,000

Tennis Fund

FISCAL YEAR 2002
BUDGET DETAIL
POLICE AND EMERGENCY SERVICES
ADMINISTRATION

001.1101.521

	ACCOUNT DESCRIPTION	98 - 99 ACTUALS	99 - 00 ACTUALS	00 - 01 ORIGINAL BUDGET	01 - 02 APPROVED	PERCENT CHANGE FY 01 - 02
PERSONAL SERVICES						
10-20	REGULAR SALARIES & WAGES	188,617	565,087	537,907	619,950	15.25%
10-30	OTHER SALARIES	254	1,396	1,503	1,503	0.00%
10-32	STATE INCENTIVE PAY	2,210	11,373	11,589	13,520	16.66%
10-40	OVERTIME	1,101	14,079	2,000	2,000	0.00%
10-42	HOLIDAY PAY	0	957	11,782	15,028	27.55%
25-01	FICA	13,348	43,719	42,224	47,428	12.32%
25-03	RETIREMENT CONTRIBUTIONS	5,515	5,718	5,871	6,477	10.32%
25-04	LIFE/HEALTH INSURANCE	13,756	44,973	51,078	58,999	15.51%
29-00	GENERAL & MERIT INC.	0	0	24,014	31,079	29.42%
	TOTAL PERSONAL SERVICES	**224,801**	**687,302**	**687,968**	**795,984**	**15.70%**
OPERATING EXPENSES						
30-00	OPERATING EXPENDITURES	575	-78	700	1,400	100.00%
30-61	PURCHASING CARD CHARGES	319	0	0	0	0.00%
31-04	OTHER CONTRACTUAL SERVICES	0	0	4,590	4,590	0.00%
40-01	TRAVEL	0	11,563	6,790	6,790	0.00%
40-02	SCHOOL AND TRAINING	0	31,144	31,792	36,792	15.73%
46-00	REPAIR AND MAINTENANCE	24,643	16,496	0	0	0.00%
46-02	BUILDINGS & GROUND MAINT.	0	0	3,232	1,217	-62.35%
47-00	PRINTING AND BINDING	1,582	4,471	6,000	6,000	0.00%
49-00	OTHER CURRENT CHARGES	1,192	765	1,000	1,000	0.00%
49-07	EMPLOYEE RECOGNITION	0	0	1,000	1,000	0.00%
51-00	OFFICE SUPPLIES	4,010	3,713	0	0	0.00%
52-00	OPERATING SUPPLIES	1,454	10,288	16,100	16,100	0.00%
54-01	MEMBERSHIPS	998	1,685	780	895	14.74%
54-02	BOOKS, PUBS, SUBS.	0	0	2,200	2,200	0.00%
	TOTAL OPERATING EXPENSES	**34,773**	**80,047**	**74,184**	**77,984**	**5.12%**
NON-OPERATING EXPENSES						
60-40	MACHINERY EQUIP	5,267	0	0	1,200	0.00%
	TOTAL NON-OPERATING EXPENSES	**5,267**	**0**	**0**	**1,200**	**0.00%**
	TOTAL EXPENSES	**$264,841**	**$767,349**	**$762,152**	**$875,168**	**14.83%**

FISCAL YEAR 2002
TENNIS ENTERPRISE FUND
SUMMARY

BEGINNING BALANCE - UNDESIGNATED RESERVES (1)			**($20,000)**
ADD:	**BUDGETED REVENUES:**		
	Memberships	$160,000	
	Daily Play	33,000	
	Lessons	52,000	
	Clinics	58,000	
	Tournaments	36,000	
	Sponsorships/Tournaments	40,000	
	League/Tencap Fees	3,000	
	Restrings	10,000	
	Retail Sales	40,000	
	Other Income	6,300	$438,300
TOTAL AVAILABLE RESOURCES			**$418,300**
LESS:	**BUDGETED EXPENDITURES:**		
	Personal Services	$247,578	
	Operating Expenses	115,213	
	Debt Service - Principal	0	
	Debt Service - Interest	28,289	
	Transfer - Self Insurance	6,500	
	Capital	11,000	$408,580
BUDGETED CASH FLOW			**$29,720**
ENDING BALANCE - UNDESIGNATED RESERVES			**$9,720**

(1) Audited Balance 9/30/00 plus cash reserves generated Fiscal Year 2001.

CITY OF NAPLES
TENNIS ENTERPRISE FUND
REVENUE SUMMARY

	ACTUAL 1997-98	ACTUAL 1998-99	ACTUAL 1999-2000	PROJECTED 2000-2001	BUDGET 2001-2002
MEMBERSHIPS	$52,200	$96,362	$116,139	$156,000	$160,000
DAILY PLAY	18,938	33,244	33,762	36,000	33,000
LESSONS/CLINICS	46,837	119,279	114,783	111,000	110,000
OTHER INCOME	61,498	37,833	10,672	10,210	9,300
TOURNAMENTS	-	22,176	30,343	36,000	36,000
SPONSORSHIPS/TOURNAMENTS			28,000	40,000	40,000
RETAIL SALES	-	48,769	48,811	33,000	40,000
RESTRINGS	-	-	-	12,000	10,000
BOND PROCEEDS	-	-	-	600,000	-
TOTAL TENNIS FUND	**$179,473**	**$357,663**	**$382,510**	**$1,034,210**	**$438,300**

TENNIS

AUTHORIZED PERSONNEL:

	2001 BASE BUDGET	2001 REVISED BUDGET	2002 DEPT REQUEST	2002 APPVD BUDGET
TENNIS	6	6	6	6

FISCAL YEAR 2002
BUDGET DETAIL

FUND: **480 TENNIS FUND**

#	JOB TITLE	FY 2002 APPROVED
TENNIS FUND		
1	Tennis Supervisor	$42,054
1	Head Tennis Professional	41,313
2	Recreation Specialist	49,022
2	Recreation Aide	45,458
6	Total Approved Positions	177,847
	Regular Salaries	177,847
	Other Salaries & Wages	12,000
	Overtime	1,718
	Employer Payroll Expenses	44,467
	General & Merit Increase	11,546
		$247,578

FISCAL YEAR 2002
BUDGET DETAIL
COMMUNITY SERVICES
TENNIS

480.0912.572

	ACCOUNT DESCRIPTION	98 - 99 ACTUALS	99 - 00 ACTUALS	00 - 01 ORIGINAL BUDGET	01 - 02 APPROVED	PERCENT CHANGE FY 01 - 02
PERSONAL SERVICES						
10-20	REGULAR SALARIES & WAGES	112,032	108,312	179,756	177,847	-1.06%
10-30	OTHER SALARIES	17,547	33,979	12,000	12,000	0.00%
10-40	OVERTIME	3,957	3,262	1,718	1,718	0.00%
25-01	FICA	9,665	10,548	14,099	13,985	-0.81%
25-03	RETIREMENT CONTRIBUTIONS	3,662	3,528	5,540	5,814	4.95%
25-04	LIFE/HEALTH INSURANCE	10,261	10,582	27,693	24,668	-10.92%
29-00	GENERAL & MERIT INC.	0	0	17,784	11,546	-35.08%
	TOTAL PERSONAL SERVICES	**157,124**	**170,211**	**258,590**	**247,578**	**-4.26%**
OPERATING EXPENSES						
30-00	OPERATING EXPENDITURES	18,215	13,279	10,000	12,500	25.00%
31-04	OTHER CONTRACTUAL SVCS	99,591	69,732	24,200	44,000	81.82%
40-01	TRAVEL	2,503	1,068	0	330	0.00%
41-00	COMMUNICATIONS	4,471	4,751	3,000	3,000	0.00%
42-10	EQUIP.SERVICES - REPAIRS	47	1,112	550	583	6.00%
43-01	ELECTRICITY	125	13,748	7,000	8,050	15.00%
43-02	WATER, SEWER, GARBAGE	0	0	0	3,750	0.00%
45-22	SELF INS PROPERTY DAMAGE	0	3,400	3,600	6,500	80.56%
46-00	REPAIR AND MAINTENANCE	1,707	9,460	8,000	8,000	0.00%
46-04	EQUIPMENT MAINTENANCE	176	0	0	0	0.00%
46-05	STORM REPAIR	137	0	0	0	0.00%
47-00	PRINTING AND BINDING	96	355	3,000	3,000	0.00%
47-06	DUPLICATING	1,244	1,133	700	700	0.00%
51-00	OFFICE SUPPLIES	2,160	1,187	1,300	1,300	0.00%
51-06	RESALE SUPPLIES	30,273	28,429	25,000	25,000	0.00%
52-00	OPERATING SUPPLIES	5,244	3,404	4,000	4,000	0.00%
54-01	MEMBERSHIPS	228	218	1,000	1,000	0.00%
59-00	DEPRECIATION/AMORTIZATION	4,539	40,182	0	0	0.00%
	TOTAL OPERATING EXPENSES	**170,756**	**191,458**	**91,350**	**121,713**	**33.24%**
NON-OPERATING EXPENSES						
60-40	MACHINERY EQUIPMENT	0	0	32,000	11,000	-65.63%
70-10	PRINCIPAL AND INTEREST	41,632	0	0	0	0.00%
70-11	PRINCIPAL	0	0	35,000	0	-100.00%
70-12	INTEREST	0	33,059	31,936	28,289	-11.42%
99-50	UNBUDGETED RESERVE BAL	0	0	25,117	0	-100.00%
	TOTAL NON-OPERATING EXPENSES	**41,632**	**33,059**	**124,053**	**39,289**	**-68.33%**
	TOTAL EXPENSES	**$369,512**	**$394,728**	**$473,993**	**$408,580**	**-13.80%**

CIP PROJECTS - TENNIS FUND

CIP-PROJ	PROJECT DESCRIPTION	DEPT REQUEST 2002	DEPT REQUEST 2003	DEPT REQUEST 2004	DEPT REQUEST 2005	DEPT REQUEST 2006	PROJECT TOTAL
TENNIS FUND							
02G21	Grooming Cart	11,000					11,000
03G40	Bleachers		10,000				10,000
	REPLACEMENT TOTALS	11,000	10,000	0	0	0	21,000
GRAND TOTAL TENNIS FUND		**11,000**	**10,000**	**0**	**0**	**0**	**21,000**

Special Revenue Funds

Building

&

Zoning

BUILDING

&

ZONING

FUND

FISCAL YEAR 2002
BUILDING & ZONING FUND
SUMMARY

BEGINNING BALANCE (1)			**$112,500**
ADD:	**BUDGETED REVENUES:**		
	Inspection Fees	$1,700,000	
	Building Rental Income	171,815	
	Other Revenue	25,000	$1,896,815
TOTAL AVAILABLE RESOURCES			**$2,009,315**
LESS:	**BUDGETED EXPENDITURES:**		
	Personal Services	$1,106,333	
	Operating Expenses	193,299	
	Information Services	246,032	
	Transfer - Self-Insurance	68,700	
	Transfer - Administration	113,100	
	Capital Expenses	155,454	$1,882,918
BUDGETED CASH FLOW			**$13,897**
ENDING BALANCE - UNDESIGNATED RESERVES			**$126,397**

(1) Audited balance 9/30/00 less projected fiscal year 2001 cash flow.

CITY OF NAPLES
BUILDING & ZONING FUND
REVENUE SUMMARY

	ACTUAL 1997-98	ACTUAL 1998-99	ACTUAL 1999-00	PROJECTED 2000-01	BUDGET 2001-02
INSPECTION FEES	$1,590,754	$1,775,154	$1,976,947	$1,800,000	$1,700,000
BLDG RENTAL INCOME	-	-	-	122,700	171,815
OTHER REVENUE	-	93,970	179,270	25,000	25,000
TOTAL BUILDING & ZONING FUND	**$1,590,754**	**$1,869,124**	**$2,156,217**	**$1,947,700**	**$1,896,815**

BUILDING & ZONING

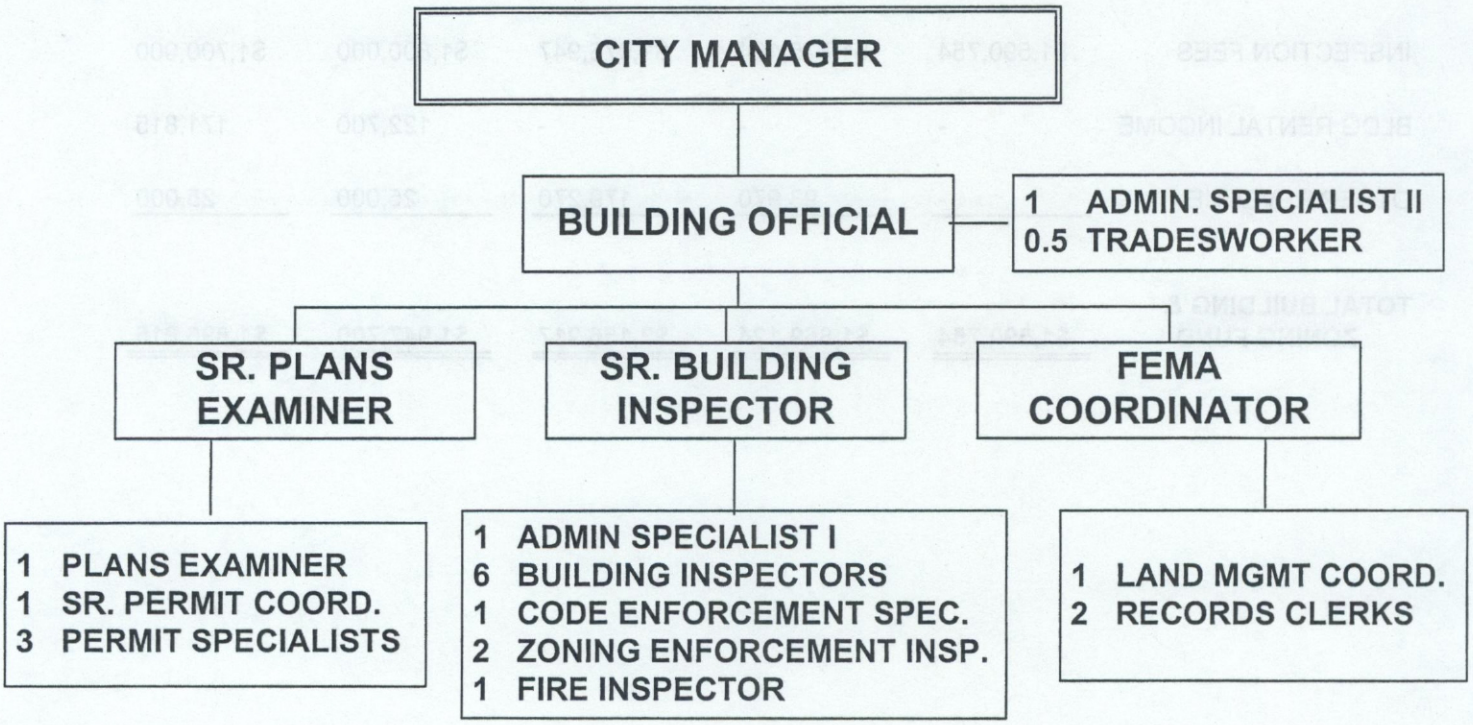

AUTHORIZED PERSONNEL:

	2001 BASE BUDGET	2001 REVISED BUDGET	2002 DEPT REQUEST	2002 APPVD BUDGET
BUILDING & ZONING	22.5	22.5	24.5	24.5

FISCAL YEAR 2002
BUDGET DETAIL

FUND: 110 BUILDING & ZONING

#	JOB TITLE	FY 2002 APPROVED
BUILDING & ZONING		
1	Building Official	$68,222
1	Sr. Building Inspector	$47,664
6	Building Inspector	209,055
1	Sr. Plans Examiner	47,202
1	Plans Examiner	39,903
2	Zoning Enforcement Inspector	62,785
1	FEMA Coordinator	29,928
1	Land Management Coordinator	34,309
1	Sr. Permit Coordinator	28,818
1	Code Enforcement Specialist	33,159
1	Administrative Specialist II	31,714
3	Permit Specialist	63,668
1	Administrative Specialist I	19,781
1	Fire Inspector	35,567
2	Records Clerk	44,080
0.5	Tradesworker	14,412
24.5	Total Approved Positions	810,267
	Regular Salaries	810,267
	Other Salaries & Wages	26,000
	Overtime	7,000
	Employer Payroll Expenses	211,592
	General & Merit Increase	51,474
		$1,106,333

FISCAL YEAR 2002
BUDGET DETAIL
DEVELOPMENT SERVICES
BUILDING & ZONING

110.0602.524

	ACCOUNT DESCRIPTION	98 - 99 ACTUALS	99 - 00 ACTUALS	00 - 01 ORIGINAL BUDGET	01 - 02 APPROVED	PERCENT CHANGE FY 01 - 02
PERSONAL SERVICES						
10-20	REGULAR SALARIES & WAGES	581,919	638,541	710,653	810,267	14.02%
10-30	OTHER SALARIES	14,414	18,672	26,000	26,000	0.00%
10-40	OVERTIME	40,956	42,245	7,000	7,000	0.00%
25-01	FICA	47,681	52,466	53,521	60,684	13.38%
25-03	RETIREMENT CONTRIBUTIONS	16,709	17,945	22,874	27,904	21.99%
25-04	LIFE/HEALTH INSURANCE	59,978	66,628	99,863	123,004	23.17%
29-00	GENERAL & MERIT, INC.	0	0	31,795	51,474	61.89%
	TOTAL PERSONAL SERVICES	**761,657**	**836,497**	**951,706**	**1,106,333**	**16.25%**
OPERATING EXPENSES						
30-00	OPERATING EXPENDITURES	5,287	1,234	8,000	8,000	0.00%
30-01	CITY ADMINISTRATION	0	90,000	102,800	113,100	10.02%
31-00	PROFESSIONAL SERVICES	0	12,500	4,500	4,500	0.00%
32-10	OUTSIDE COUNSEL	0	28,060	0	0	0.00%
40-01	TRAVEL	6,914	5,558	8,000	9,000	12.50%
40-02	SCHOOL AND TRAINING	2,812	5,223	6,180	6,680	8.09%
41-00	COMMUNICATIONS	13,524	15,560	10,500	11,750	11.90%
42-10	EQUIP.SERVICES - REPAIRS	10,489	21,664	22,000	23,823	8.29%
42-11	EQUIP. SERVICES - FUEL	2,854	6,132	7,500	8,000	6.67%
43-01	ELECTRICITY	0	0	26,000	36,000	38.46%
43-02	WATER, SEWER, GARBAGE	0	0	3,300	8,000	142.42%
43-03	OTHER	0	0	7,500	12,000	60.00%
44-00	RENTALS & LEASES	7,706	2,563	0	0	0.00%
44-01	BUILDING RENTAL	0	1,380	1,380	0	-100.00%
45-22	SELF INS. PROPERTY DAMAGE	0	38,000	39,900	68,700	72.18%
46-00	REPAIR AND MAINTENANCE	3,379	2,030	2,500	2,240	-10.40%
46-02	BUILDINGS & GROUND MAINT.	0	0	23,630	30,506	29.10%
47-00	PRINTING AND BINDING	3,851	3,662	7,500	7,500	0.00%
47-06	DUPLICATING	2,250	688	3,200	3,200	0.00%
49-00	OTHER CURRENT CHARGES	0	469	0	0	0.00%
49-02	INFORMATION SERVICES	138,372	189,322	208,254	246,032	18.14%
51-00	OFFICE SUPPLIES	1,450	1,232	2,100	2,100	0.00%
52-00	OPERATING SUPPLIES	16,622	9,526	7,000	10,000	42.86%
52-07	UNIFORMS	0	3,142	2,500	3,100	24.00%
52-09	OTHER CLOTHING	500	600	800	1,000	25.00%
54-01	MEMBERSHIPS	5,669	2,553	4,700	5,900	25.53%
	TOTAL OPERATING EXPENSES	**221,679**	**441,098**	**509,744**	**621,131**	**21.85%**

Administration

CIP PROJECTS - BUILDING & ZONING FUND

CIP-PROJ	PROJECT DESCRIPTION	DEPT REQUEST 2002	DEPT REQUEST 2003	DEPT REQUEST 2004	DEPT REQUEST 2005	DEPT REQUEST 2006	PROJECT TOTAL
BUILDING & ZONING							
02B02	Vehicle for Code Enforcement Officer	19,320					19,320
02B03	H.T.E. Direct Talk System for Selectroı	38,900					38,900
02B04	Upgrade Questys Imaging Hardware	36,774					36,774
02B08	H.T.E. Click2Gov Internet Solution Per	21,640					21,640
	IMPROVEMENT TOTALS	116,634	0	0	0	0	116,634
02B09	Radio Replacement	7,200					7,200
02B01	Vehicle Replacement	23,720	52,116	44,238	23,157	25,506	168,737
02B11	Copy Machine Replacement	7,900					7,900
	REPLACEMENT TOTALS	38,820	52,116	44,238	23,157	25,506	183,837
GRAND TOTAL BUILDING & ZONING		**155,454**	**52,116**	**44,238**	**23,157**	**25,506**	**300,471**

Taxing Districts

EAST NAPLES

BAY

TAX DISTRICT

Agenda Item 2-b
Meeting of 9/17/01

ORDINANCE 01-9310

AN ORDINANCE DETERMINING AND FIXING THE 2001 TAX LEVY AND MILLAGE RATE FOR THE EAST NAPLES BAY SPECIAL TAXING DISTRICT, FOR THE PURPOSE OF PROVIDING SUFFICIENT FUNDS FOR THE OPERATIONS OF THE SPECIAL TAXING DISTRICT; PROVIDING A SEVERABILITY CLAUSE, A REPEALER PROVISION AND AN EFFECTIVE DATE.

WHEREAS, the 2001 Tax Assessment Roll has been prepared, equalized and certified, showing:

Total Assessed Valuation of
Real and Personal Property. $222,208,285

NOW, THEREFORE, BE IT ORDAINED BY THE COUNCIL OF THE CITY OF NAPLES, FLORIDA:

Section 1. That the tax levy and millage rate for the East Naples Bay Special Taxing District for the year 2001 be, and the same is, hereby fixed and determined to be 0.5000.

Section 2. That the tax levy and millage rate have been fixed and determined in accordance with the following assessments and findings of the City Council, and making allowances for tax delinquents, discounts and losses therein, show, to-wit:

East Naples Bay Special Taxing District
0.5000 mills $105,549

Section 3. If any word, phrase, clause, subsection or section of this ordinance is for any reason held unconstitutional or invalid, the invalidity thereof shall not affect the validity of any remaining portions of this ordinance.

Section 4. That all sections or parts of sections of the Code of Municipal Ordinances, all ordinances or parts of ordinances, and all resolutions or parts of resolutions in conflict herewith, be and the same are hereby repealed to the extent of such conflict.

Section 5. This ordinance shall take effect immediately upon approval at second reading.

APPROVED AT FIRST READING THIS 5TH DAY OF SEPTEMBER, 2001.

PASSED AND ADOPTED AT SECOND READING AND PUBLIC HEARING IN OPEN AND SPECIAL SESSION OF THE CITY COUNCIL OF THE CITY OF NAPLES, FLORIDA THIS 17TH DAY OF SEPTEMBER, 2001.

Bonnie R. MacKenzie, Mayor

Attest:

Tara A. Norman, City Clerk
M:\REF\COUNCIL\ORD\01-9310

Approved as to form and legality:

Beverly Grady, City Attorney

Date filed with City Clerk: 10/2/01

I hereby certify that the above and foregoing is a true and correct copy of records appearing in the files of the City Clerk's Office, City of Naples, Florida.

Tara A. Norman
Title City Clerk

FISCAL YEAR 2002
BUDGET DETAIL
CITY ATTORNEY

001.0201.514

	ACCOUNT DESCRIPTION	98 - 99 ACTUALS	99 - 00 ACTUALS	00 - 01 ORIGINAL BUDGET	01 - 02 DEPARTMENT APPROVED	PERCENT CHANGE FY 01 - 02
PERSONAL SERVICES						
10-20	REGULAR SALARIES & WAGES	48,174	48,855	46,616	48,014	3.00%
25-01	FICA	3,533	3,682	3,511	3,642	3.73%
25-03	RETIREMENT CONTRIBUTIONS	2,022	2,093	2,098	2,161	3.00%
25-04	LIFE/HEALTH INSURANCE	3,805	3,886	4,533	5,289	16.68%
29-00	GENERAL & MERIT INC.	0	0	2,719	3,170	16.59%
	TOTAL PERSONAL SERVICES	**57,534**	**58,516**	**59,477**	**62,276**	**4.71%**
OPERATING EXPENSES						
30-00	OPERATING EXPENDITURES	61	0	2,500	2,500	0.00%
31-01	PROFESSIONAL SERVICES	1,579	0	5,000	5,000	0.00%
31-04	OTHER CONTRACTUAL SERVICES	0	200	0	0	0.00%
31-09	OUTSIDE COUNSEL	177,739	0	0	0	0.00%
31-10	CABLE ATTORNEY EXPENSE	7,067	0	0	0	0.00%
32-01	CITY ATTORNEY	0	206,039	170,503	206,503	21.11%
32-10	OUTSIDE COUNSEL	0	9,840	0	200,000	0.00%
32-11	CABLE ATTORNEY	0	11,899	0	0	0.00%
32-21	HAMILTON HARBOR LITIGATION	0	58,087	300,000	0	-100.00%
40-01	TRAVEL	386	909	1,500	1,500	0.00%
40-02	SCHOOL AND TRAINING	1,049	58	1,000	1,000	0.00%
41-00	COMMUNICATIONS	1,991	2,072	2,000	2,000	0.00%
46-04	EQUIP. MAINTENANCE	402	496	2,500	2,500	0.00%
47-06	DUPLICATING	2	1	500	500	0.00%
49-00	OTHER CURRENT CHARGES	664	926	2,500	2,500	0.00%
51-01	STATIONERY	852	643	1,500	1,500	0.00%
54-01	MEMBERSHIPS	496	314	500	500	0.00%
54-02	BOOKS, PUBS, SUBS.	5,404	5,812	5,500	5,500	0.00%
	TOTAL OPERATING EXPENSES	**197,698**	**297,296**	**495,503**	**431,503**	**-12.92%**
NON-OPERATING EXPENSES						
60-40	MACHINERY EQUIP	5,705	0	0	0	0.00%
	TOTAL NON-OPERATING EXPENSES	**5,705**	**0**	**0**	**0**	**0.00%**
	TOTAL EXPENSES	**$260,937**	**$355,812**	**$554,980**	**$493,779**	**-11.03%**

FISCAL YEAR 2002
BUDGET DETAIL
SPECIAL TAXING DISTRICT
EAST NAPLES BAY

350.0608.537

	ACCOUNT DESCRIPTION	98 - 99 ACTUALS	99 - 00 ACTUALS	00 - 01 ORIGINAL BUDGET	01 - 02 APPROVED	PERCENT CHANGE FY 00 - 01
PERSONAL SERVICES						
10-20	REGULAR SALARIES & WAGES	0	0	2,000	2,000	0.00%
25-00	OTHER FRINGE BENEFITS	0	0	250	250	0.00%
	TOTAL PERSONAL SERVICES	**0**	**0**	**2,250**	**2,250**	**0.00%**
OPERATING EXPENSES						
30-00	OPERATING EXPENDITURES	15	15	250	250	0.00%
46-00	REPAIR AND MAINTENANCE	0	0	1,000	1,000	0.00%
49-00	OTHER CURRENT CHARGES	175	175	1,000	1,000	0.00%
52-00	OPERATING SUPPLIES	0	0	250	250	0.00%
	TOTAL OPERATING EXPENSES	**190**	**190**	**2,500**	**2,500**	**0.00%**
NON-OPERATING EXPENSES						
91-00	TRANSFERS OUT	72,960	75,203	77,250	62,170	-17.33%
	TOTAL NON-OPERATING EXPENSES	**72,960**	**75,203**	**77,250**	**62,170**	**-17.33%**
	TOTAL EXPENSES	**$73,150**	**$75,393**	**$82,000**	**$66,920**	**-11.24%**

MOORINGS BAY

TAX DISTRICT

Agenda Item 2-c
Meeting of ~~9/5/01~~
9/17/01

ORDINANCE 01-9311

AN ORDINANCE DETERMINING AND FIXING THE 2001 TAX LEVY AND MILLAGE RATE FOR THE MOORINGS BAY SPECIAL TAXING DISTRICT, FOR THE PURPOSE OF PROVIDING SUFFICIENT FUNDS FOR THE OPERATIONS OF THE SPECIAL TAXING DISTRICT; PROVIDING A SEVERABILITY CLAUSE, A REPEALER PROVISION AND AN EFFECTIVE DATE.

WHEREAS, the 2001 Tax Assessment Roll has been prepared, equalized and certified, showing:

Total Assessed Valuation of
Real and Personal Property $818,440,897

NOW, THEREFORE, BE IT ORDAINED BY THE COUNCIL OF THE CITY OF NAPLES, FLORIDA:

Section 1. That the tax levy and millage rate for the Moorings Bay Special Taxing District for the year 2001 be, and the same is, hereby fixed and determined to be 0.0250.

Section 2. That the tax levy and millage rate have been fixed and determined in accordance with the following assessments and findings of the City Council, and making allowances for tax delinquents, discounts and losses therein, show, to-wit:

Moorings Bay Special Taxing District
0.0250 mills $20,150

Section 3. If any word, phrase, clause, subsection or section of this ordinance is for any reason held unconstitutional or invalid, the invalidity thereof shall not affect the validity of any remaining portions of this ordinance.

Section 4. That all sections or parts of sections of the Code of Municipal Ordinances, all ordinances or parts of ordinances, and all resolutions or parts of resolutions in conflict herewith, be and the same are hereby repealed to the extent of such conflict.

Section 5. This ordinance shall take effect immediately upon approval at second reading.

APPROVED AT FIRST READING THIS 5TH DAY OF SEPTEMBER, 2001.

PASSED AND ADOPTED AT SECOND READING AND PUBLIC HEARING IN OPEN AND SPECIAL SESSION OF THE CITY COUNCIL OF THE CITY OF NAPLES, FLORIDA THIS 17TH DAY OF SEPTEMBER, 2001.

Bonnie R. MacKenzie

Bonnie R. MacKenzie, Mayor

Attest:

Tara A. Norman

Tara A. Norman, City Clerk
M:\REF\COUNCIL\ORD\01-9311

Approved as to form and legality:

Beverly Grady

Beverly Grady, City Attorney

Date filed with City Clerk: 10/2/01

I hereby certify that the above and foregoing is a true and correct copy of records appearing in the files of the City Clerk's Office, City of Naples, Florida.

Tara A. Norman
Title City Clerk

FISCAL YEAR 2002
MOORINGS BAY TAX DISTRICT
SUMMARY

BEGINNING BALANCE (1)		**$779,000**
ADD: BUDGETED REVENUES:		
Property Tax (at 0.025 mills) (2)	19,800	
Interest Income	40,000	$59,800
TOTAL AVAILABLE RESOURCES		**$838,800**
LESS: BUDGETED EXPENDITURES:		
Operations & Maintenance	21,250	$21,250
BUDGETED CASH FLOW		**$38,550**
ENDING BALANCE - UNDESIGNATED RESERVES		**$817,550**

(1) Audited unrestricted reserves 9/30/00 Plus Projected Cash Flow Fiscal Year 2001.
(2) 97% collection rate.

FISCAL YEAR 2002
BUDGET DETAIL
SPECIAL TAXING DISTRICT
MOORINGS BAY

360.0608.537

	ACCOUNT DESCRIPTION	98 - 99 ACTUALS	99 - 00 ACTUALS	00 - 01 ORIGINAL BUDGET	01 - 02 APPROVED	PERCENT CHANGE FY 01 - 02
PERSONAL SERVICES						
10-20	REGULAR SALARIES & WAGES	0	0	2,000	2,000	0.00%
25-00	OTHER FRINGE BENEFITS	0	0	500	500	0.00%
	TOTAL PERSONAL SERVICES	**0**	**0**	**2,500**	**2,500**	**0.00%**
OPERATING EXPENSES						
30-00	OPERATING EXPENDITURES	11	12	3,500	3,500	0.00%
31-01	PROFESSIONAL SERVICES	3,016	7,739	10,000	10,000	0.00%
31-04	OTHER CONTRACTUAL SVCS	0	8,688	2,000	2,000	0.00%
46-00	REPAIR AND MAINTENANCE	572	0	2,000	2,000	0.00%
49-00	OTHER CURRENT CHARGES	175	175	1,000	1,000	0.00%
52-00	OPERATING SUPPLIES	0	0	250	250	0.00%
	TOTAL OPERATING EXPENSES	**3,774**	**16,614**	**18,750**	**18,750**	**0.00%**
NON-OPERATING EXPENSES						
99-50	UNBUDGETED RESERVE BAL.	0	0	46,850	0	-100.00%
	TOTAL NON-OPERATING EXPENSES	**0**	**0**	**46,850**	**0**	**-100.00%**
	TOTAL EXPENSES	**$3,774**	**$16,614**	**$68,100**	**$21,250**	**-68.80%**

Community Redevelopment

COMMUNITY

REDEVELOPMENT

FISCAL YEAR 2002
COMMUNITY REDEVELOPMENT AGENCY
STATEMENT OF CASH FLOW

BEGINNING BALANCE - UNDESIGNATED RESERVES 10/01/01			**$298,000**
ADD:	**BUDGETED REVENUES:**		
	Tax Increment Financing City 1.1500 mills	$160,000	
	Tax Increment Financing County 3.8772 mills	640,000	
	Other Income	20,000	820,000
TOTAL AVAILABLE RESOURCES:			**$1,118,000**
LESS:	**BUDGETED EXPENDITURES:**		
	Personal Services	$89,379	
	Operating Expenses	67,939	
	Transfer - Administration	75,900	
	Capital Improvements	100,000	
	Debt Service - Principal	25,000	
	Debt Service - Interest	132,048	
	10th Street Stormwater (1)	72,925	563,191
BUDGETED CASH FLOW			**$256,809**
LESS: Re-payment interfund loans (see schedule)			**(264,050)**
ENDING BALANCE - UNDESIGNATED RESERVES			**$290,759**

(1) CRA responsible for 10th Street stormwater project financed by state revolving loan $1,084,950 payable through fiscal year 2020.

Note: Budget does not include recommendations for capital improvements from Heart of Naples Committee.

FISCAL YEAR 2002
COMMUNITY REDEVELOPMENT FUND
DEBT SERVICE COVERAGE CALCULATION
($000'S OMITTED)

OPERATING REVENUES	**$820**
OPERATING EXPENSES:	157
NET REVENUES AVAILABLE FOR DEBT SERVICE, CAPITAL REQUIREMENTS AND INTERFUND TRANSFERS	**$663**
DEBT SERVICE REQUIREMENTS	$157
DEBT SERVICE COVERAGE (1)	**4.22**
INTERFUND TRANSFER	$413

(1) Includes administrative transfer to the General Fund, Proration of State Revolving Loan, and repayment on Internal Loans.

CITY OF NAPLES
COMMUNITY REDEVELOPMENT AGENCY
REVENUE SUMMARY

	ACTUAL 1997-98	ACTUAL 1998-99	ACTUAL 1999-00	PROJECTED 2000-01	BUDGET 2001-02
TAX INCREMENTS	$96,229	$225,925	$413,448	$583,200	$800,000
BOND PROCEEDS	2,976,389 (1)	-	-	-	-
OTHER INCOME	976,800 (2)	684,469 (3)	684	-	-
INTEREST INCOME	200,640	20,986	53,394	40,000	20,000
TOTAL REDEVELOPMENT	**$4,250,058**	**$931,380**	**$467,526**	**$623,200**	**$820,000**

(1) Bonds for Parking Garage.
(2) Developer required payment for Parking Garage.
(3) Includes $645,392 sale of parking spaces in garage.

FISCAL YEAR 2002
COMMUNITY REDEVELOPMENT AGENCY
SUMMARY OF INTERFUND BORROWING

FUND/PURPOSE	9/30/01 BALANCE	FISCAL YEAR 2002 LOANS	FISCAL YEAR 2002 REPAYMENT	9/30/02 BALANCE
GENERAL - 4TH AVE. N.	62,500	0	(62,500)	0
GENERAL - PLAZA	460,030	0	0	460,030
GENERAL - 5TH AVE. S.	442,374	0	0	442,374
GENERAL - TENNIS DEFICIT	144,000	0	(36,000)	108,000
STORMWATER - 6TH AVE. S.	200,000	0	(20,000)	180,000
STREETS - 6TH AVE. S.	502,750	0	(42,750)	460,000
STREETS - 5TH AVE. S.	123,896	0	0	123,896
UTILITY TAX - 2ND AVE. N.	102,800	0	(102,800)	0
UTILITY TAX - 6TH AVE. S.	320,000	0	0	320,000
UTILITY TAX - 3RD AVE N.	152,600	0	0	152,600
UTILITY TAX - 5TH AVE. S.	144,515	0	0	144,515
UTILITY TAX - GOODLETTE RD	232,800	0	0	232,800
UTILITY TAX MENEFEE & MERRIHUE PARKS	50,000	0	0	50,000
UTILITY TAX - 5TH AVE SIDE STREETS	220,000	0	0	220,000
TOTALS	**$3,158,265**	**$0**	**($264,050)**	**$2,894,215**

COMMUNITY REDEVELOPMENT

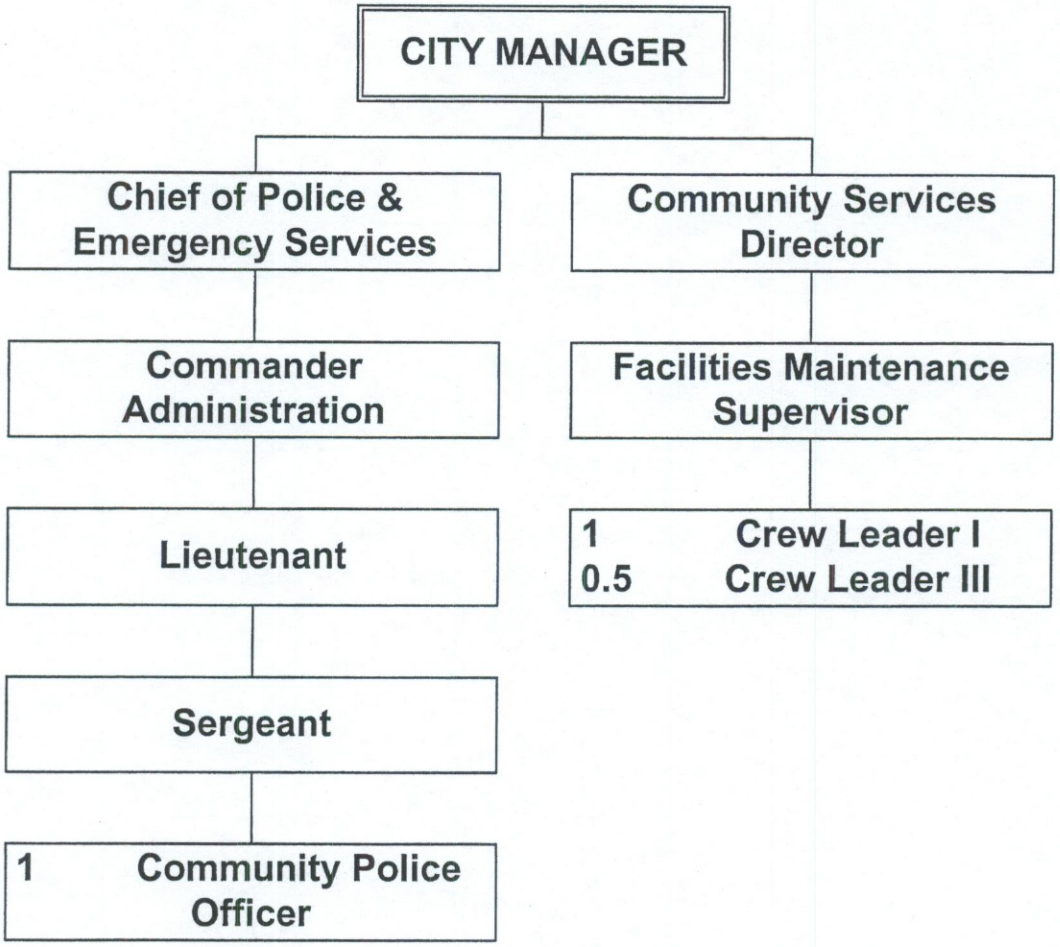

AUTHORIZED PERSONNEL:

	2001 BASE BUDGET	2001 REVISED BUDGET	2002 DEPT REQUEST	2002 APPVD BUDGET
COMMUNITY REDEVELOPMENT	2	2	2.5	2.5

FISCAL YEAR 2002
BUDGET DETAIL

FUND: 380 COMMUNITY REDEVELOPMENT

#	JOB TITLE	FY 2002 APPROVED
COMMUNITY REDEVELOPMENT		
1	Community Police Officer	$33,941
1	Crew Leader I	24,672
0.5	Crew Leader III	11,955
2.5	Total Approved Positions	70,568
	Regular Salaries	70,568
	Employer Payroll Expenses	18,258
	General & Merit Increase	553
		$89,379

FISCAL YEAR 2002
BUDGET DETAIL
COMMUNITY REDEVELOPMENT AGENCY FUND

380.0506.552

	ACCOUNT DESCRIPTION	98 - 99 ACTUALS	99 - 00 ACTUALS	00 - 01 ORIGINAL BUDGET	01 - 02 APPROVED	PERCENT CHANGE FY 01 - 02
PERSONAL SERVICES						
10-20	REGULAR SALARIES & WAGES	0	0	69,900	70,568	0.96%
10-32	STATE INCENTIVE PAY	0	0	0	241	0.00%
25-01	FICA	0	0	4,921	5,214	5.95%
25-03	RETIREMENT CONTRIBUTIONS	0	0	1,047	1,632	55.87%
25-04	LIFE/HEALTH INSURANCE	0	0	8,312	11,171	34.40%
29-00	GENERAL & MERIT INC.	0	0	2,019	553	-72.61%
	TOTAL PERSONAL SERVICES	**0**	**0**	**86,199**	**89,379**	**3.69%**
OPERATING EXPENSES						
30-01	CITY ADMINISTRATION	9,996	24,800	42,600	75,900	78.17%
31-01	PROFESSIONAL SERVICES	2,625	5,650	0	0	0.00%
31-04	OTHER CONTRACTUAL SERVICES	369	33,350	5,000	5,000	0.00%
32-10	OUTSIDE COUNSEL	0	375	0	0	0.00%
43-01	ELECTRICITY	5,281	16,110	18,000	20,700	15.00%
47-02	ADVERTISING (NON-LEGAL)	713	0	0	0	0.00%
49-00	OTHER CURRENT CHARGES	8,037	21,150	30,000	30,000	0.00%
49-91	REPAY ASSESSMENT CHARGES	0	188,345	0	0	0.00%
52-00	OPERATING SUPPLIES	0	0	0	12,239	0.00%
	TOTAL OPERATING EXPENSES	**27,021**	**289,780**	**95,600**	**143,839**	**50.46%**
NON-OPERATING EXPENSES						
60-20	BUILDINGS	3,418,134	9,622	0	0	0.00%
60-30	IMPROVEMENTS O/T/ BUILDING	569,618	809,095	380,000	100,000	-73.68%
70-10	INTEREST PAYMENTS	0	0	132,600	0	-100.00%
70-11	PRINCIPAL	0	0	0	25,000	0.00%
70-12	INTEREST	0	0	0	132,048	0.00%
91-21	BOND SINKING FUND FD2000	134,442	132,600	72,925	72,925	0.00%
91-34	CAPITAL PROJECTS FUND	0	943,585	0	0	0.00%
	TOTAL NON-OPERATING EXPENSES	**4,122,194**	**1,894,902**	**585,525**	**329,973**	**-43.64%**
	TOTAL EXPENSES	**$4,149,215**	**$2,184,682**	**$767,324**	**$563,191**	**-26.60%**

CIP PROJECTS - COMMUNITY REDEVELOPMENT FUND

CIP-PROJ	PROJECT DESCRIPTION	DEPT REQUEST 2002	DEPT REQUEST 2003	DEPT REQUEST 2004	DEPT REQUEST 2005	DEPT REQUEST 2006	PROJECT TOTAL
COMMUNITY REDEVELOPMENT							
02C23	Fifth Ave. S. Side Street Improvements	100,000					100,000
	IMPROVEMENT TOTALS	100,000	0	0	0	0	100,000
GRAND TOTAL COMMUNITY REDEV.		**100,000**	**0**	**0**	**0**	**0**	**100,000**

Streets Fund

STREETS

FUND

FISCAL YEAR 2002
STREETS FUND
SUMMARY

BEGINNING BALANCE - 10/1/01 (1)			**$1,250,400**
ADD:	**BUDGETED REVENUES:**		
	6-Cent Gas Tax	925,000	
	5-Cent Gas Tax (2)	725,000	
	Road Impact Fees (3)	200,000	
	State Shared Revenue	180,000	
	Other Income	200,000	
	Transfer In (General Fund)	350,625	$2,580,625
TOTAL AVAILABLE RESOURCES			**$3,831,025**
LESS:	**BUDGETED EXPENDITURES:**		
	Personal Services	$248,967	
	Contract Repair	175,000	
	Operations & Maintenance	139,755	
	Transfer - Self-Insurance	123,600	
	Transfer - Reimbursed Admin.	375,000	
	Transfer - Building Rental	45,540	
	Overlay Program (2)	650,000	
	CIP Projects	1,763,400	
	Contingency	400,625	$3,921,887
BUDGETED CASH FLOW			**($1,341,262)**
ENDING BALANCE - UNDESIGNATED RESERVES			**($90,862)**

(1) Audited balance 9/30/00 less cash reserves budgeted Fiscal Year 2001.

(2) Florida Statutes require that proceeds of the 5-Cent Local Option Gas Tax fund only street projects specifically identified in City's Comprehensive Plan.

(3) Road Impact Fee used only to fund roadway capacity improvement projects.

CITY OF NAPLES
STREETS FUND
REVENUE SUMMARY

	ACTUAL 1997-98	ACTUAL 1998-99	ACTUAL 1999-00	PROJECTED 2000-01	BUDGET 2001-02
6-CENT LOCAL GAS TAX	$1,328,201	$1,273,532	$909,125 (1)	$925,000	$925,000
5-CENT LOCAL GAS TAX (2)	712,586	736,190	703,726	725,000	725,000
STATE REV. SHARING	173,521	174,642	200,867	180,000	180,000
ROAD IMPACT FEES	200,000	200,000	200,000	200,000	200,000
OTHER INCOME	188,525	216,895	241,548	200,000	200,000
TRANSFER-GENERAL FUND	-	-	-	-	350,625
TOTAL STREETS	**$2,602,833**	**$2,601,259**	**$2,255,266**	**$2,230,000**	**$2,580,625**

(1) 6-Cent local gas tax revenues are based on new interlocal agreement August 31, 1999.
(2) 5-Cent local gas tax extended by Collier County in 2001 through December 31, 2023.

STREETS & TRAFFIC

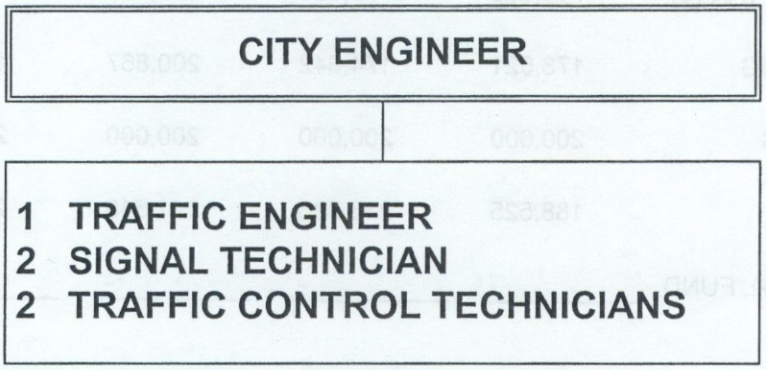

AUTHORIZED PERSONNEL:

	2001 BASE BUDGET	2001 REVISED BUDGET	2002 DEPT REQUEST	2002 APPVD BUDGET
TRAFFIC CONTROL	4	4	5	5

FISCAL YEAR 2002
BUDGET DETAIL

FUND: **390 STREETS FUND**

#	JOB TITLE	FY 2002 APPROVED
STREETS & TRAFFIC		
1	Traffic Engineer	$48,419
2	Signal Technician	61,964
2	Traffic Control Technician	67,987
5	Total Approved Positions	178,370
	Regular Salaries	178,370
	Overtime	8,460
	Employer Payroll Expenses	51,028
	General & Merit Increase	11,109
		$248,967

FISCAL YEAR 2002
BUDGET DETAIL
STREETS FUND

390.6565.541

	ACCOUNT DESCRIPTION	98 - 99 ACTUALS	99 - 00 ACTUALS	00 - 01 ORIGINAL BUDGET	01 - 02 APPROVED	PERCENT CHANGE FY 01 - 02
PERSONAL SERVICES						
10-20	REGULAR SALARIES & WAGES	142,270	152,969	145,365	178,370	22.70%
10-30	OTHER SALARIES	5,481	5,481	0	0	0.00%
10-40	OVERTIME	4,028	3,039	8,460	8,460	0.00%
25-01	FICA	11,477	12,065	10,832	13,360	23.34%
25-03	RETIREMENT CONTRIBUTIONS	4,179	4,380	5,601	6,546	16.87%
25-04	LIFE/HEALTH INSURANCE	12,392	12,601	19,680	31,122	58.14%
29-00	GENERAL & MERIT INC.	0	0	6,539	11,109	69.89%
	TOTAL PERSONAL SERVICES	**179,827**	**190,535**	**196,477**	**248,967**	**26.72%**
OPERATING EXPENSES						
30-00	OPERATING EXPENDITURES	13	60	500	500	0.00%
30-01	CITY ADMINISTRATION	186,696	348,100	365,500	375,000	2.60%
30-13	ENGINEERING ADMIN.	189,000	0	0	0	0.00%
31-01	PROFESSIONAL SERVICES	1,480	0	20,000	20,000	0.00%
31-04	OTHER CONTRACTUAL SVCS	115,084	49,093	175,000	175,000	0.00%
31-42	GAS TAX OVERLAY	471,136	249,165	700,000	550,000	-21.43%
40-01	TRAVEL	0	318	200	200	0.00%
40-02	SCHOOL AND TRAINING	0	355	500	500	0.00%
40-03	SAFETY	0	0	300	300	0.00%
41-00	COMMUNICATIONS	1,050	1,377	1,500	1,800	20.00%
41-01	TELEPHONE	2,837	2,722	2,500	3,100	24.00%
41-02	FAX & MODEMS	233	0	0	0	0.00%
42-02	POSTAGE & FREIGHT	850	36	1,000	1,000	0.00%
42-10	EQUIP.SERVICES - REPAIRS	7,527	15,360	22,000	16,155	-26.57%
42-11	EQUIP. SERVICES - FUEL	1,809	2,606	4,000	4,000	0.00%
43-01	ELECTRICITY	264,125	0	0	0	0.00%
43-02	WATER, SEWER, GARBAGE	0	1,038	900	1,000	11.11%
44-02	EQUIPMENT RENTAL	557	422	500	500	0.00%
45-22	SELF INS. PROPERTY DAMAGE	93,900	113,900	119,600	123,600	3.34%
46-00	REPAIR AND MAINTENANCE	2,895	165	10,000	5,000	-50.00%
46-04	EQUIP. MAINTENANCE	6,333	863	5,000	3,000	-40.00%
46-05	STORM REPAIR	2,391	0	0	0	0.00%
46-06	OTHER MAINTENANCE	36,145	21,457	40,000	40,000	0.00%
46-07	MARINE SIGN MAINT.	3,901	4,981	15,000	15,000	0.00%
46-09	STREET LIGHT & POLE MAINT.	5,571	6,535	10,000	10,000	0.00%
46-13	ROAD REPAIRS	0	750	0	0	0.00%
51-00	OFFICE SUPPLIES	742	900	800	800	0.00%
52-00	OPERATING SUPPLIES	5,490	14,331	15,000	15,000	0.00%
52-07	UNIFORMS	884	937	1,200	1,200	0.00%
52-09	OTHER CLOTHING	645	300	500	500	0.00%
54-02	BOOKS, PUBS, SUBS.	14	0	200	200	0.00%
	TOTAL OPERATING EXPENSES	**1,401,308**	**835,771**	**1,511,700**	**1,363,355**	**-9.81%**

FISCAL YEAR 2002
BUDGET DETAIL
STREETS FUND
CONTINUED

390.6565.541	ACCOUNT DESCRIPTION	98 - 99 ACTUALS	99 - 00 ACTUALS	00 - 01 ORIGINAL BUDGET	01 - 02 APPROVED	PERCENT CHANGE FY 01 - 02
NON-OPERATING EXPENSES						
60-30	IMPROVEMENTS O/T BUILDING	573,191	89,852	665,734	1,783,400	167.88%
60-40	MACHINERY EQUIP	81,277	73,390	20,000	80,000	300.00%
60-70	VEHICLES	0	19,361	0	0	0.00%
91-11	BUILDING & ZONING	0	0	43,370	45,540	5.00%
99-01	OPERATING CONTINGENCY	0	0	50,000	400,625	701.25%
	TOTAL NON-OPERATING EXPENSES	**654,468**	**182,603**	**779,104**	**2,309,565**	**196.44%**
	TOTAL EXPENSES	**$2,235,603**	**$1,208,909**	**$2,487,281**	**$3,921,887**	**57.68%**

CIP PROJECTS - STREETS & TRAFFIC

CIP-PROJ	PROJECT DESCRIPTION	DEPT REQUEST 2002	DEPT REQUEST 2003	DEPT REQUEST 2004	DEPT REQUEST 2005	DEPT REQUEST 2006	PROJECT TOTAL
STREETS & TRAFFIC							
02U28	2002 Overlay Program (1)	550,000	600,000	600,000	600,000	600,000	2,950,000
01U27	Parkshore & Harbor Bridge (2)	1,200,000					1,200,000
97U31	Alley Surfacing Program (1)	100,000	100,000	100,000	100,000	100,000	500,000
00U29	Annual Sidewalk Improvement Program (1)	50,000	100,000	100,000	100,000	100,000	450,000
00U26	Mooringline Dr. Median Construction	100,000					100,000
02U01	Signal System Improvement Program	80,000	80,000	65,000	40,000	35,000	300,000
02U03	Old Trail/Belair Traffic Island	60,000					60,000
02U07	Gordon Drive Street Improvements	50,000		300,000	300,000		650,000
01U35	Burning Tree Corridor Project (2)	73,400	40,700	63,300			177,400
02U11	Sandpiper & 41 Intersection Impv.	100,000					100,000
03U24	Seagate/Crayton Intersection Road Impv.		880,000	500,000	500,000		1,880,000
03U02	Banyan Medians		200,000	200,000	200,000		600,000
	IMPROVEMENT TOTALS	2,363,400	2,000,700	1,928,300	1,840,000	835,000	8,967,400
02U08	Galleon Bridge Replacement	50,000	300,000				350,000
	REPLACEMENT TOTALS	50,000	300,000	0	0	0	350,000
GRAND TOTAL STREETS & TRAFFIC		**2,413,400**	**2,300,700**	**1,928,300**	**1,840,000**	**835,000**	**9,317,400**

(1) Projects funded with proceeds of 5 cent Gas Tax, as identified in City Comprehensive Plan.

(2) Projects funded with Roadway Impact Fees.

Naples Beach Fund

NAPLES

BEACH

FUND

FISCAL YEAR 2002
NAPLES BEACH FUND
STATEMENT OF CASH FLOW

BEGINNING BALANCE - UNDESIGNATED RESERVES (1)			**$463,300**
ADD:	**BUDGETED REVENUES:**		
	Fishing Pier Contract	$50,000	
	Lowdermilk Contract	20,000	
	Meter Collections	400,000	
	Parking Tickets	290,000	
	Collier County	266,300	
	Other Revenue	30,000	$1,056,300
TOTAL AVAILABLE RESOURCES:			**$1,519,600**
LESS:	**BUDGETED EXPENDITURES:**		
	Personal Services	$511,838	
	Operations & Maintenance	197,409	
	Transfer - Admin.	283,200	
	Transfer - Self Insurance	55,500	
	Capital Projects	132,447	
	Contingency	0	$1,180,394
BUDGETED CASH FLOW			**($124,094)**
ENDING BALANCE - UNDESIGNATED RESERVES			**$339,206**

(1) Audited Balance 9/30/00, less cash reserves budgeted Fiscal Year 2001.

CITY OF NAPLES
NAPLES BEACH FUND
REVENUE SUMMARY

	ACTUAL 1997-98	ACTUAL 1998-99	ACTUAL 1999-2000	PROJECTED 2000-01	BUDGET 2001-02
FISHING PIER CONTRACT	$46,651	$55,397	$42,210	$45,000	$50,000
LOWDERMILK CONTRACT	19,047	20,509	26,337	20,000	20,000
METER COLLECTIONS	340,104	382,819	411,949	400,000	400,000
PARKING TICKETS	272,356	272,645	291,596	290,000	290,000
COLLIER COUNTY	220,443	227,808	252,122	258,500	266,300
TOURIST DEVEL. TAX (1)	-	-	1,053,458	1,000,000	-
FEMA REIMBURSEMENT	-	263,336 (2)	-	-	-
OTHER REVENUE	55,402	37,227	26,819	30,000	30,000
TOTAL BEACH FUND	**$954,003**	**$1,259,741**	**$2,104,491**	**$2,043,500**	**$1,056,300**

(1) Rebuilding of outer half of fishing pier, T-groin project, Gordon Pass Dredging & Parker Sand Web.
(2) Hurricane Georges beach debris clean-up.

BEACH FUND

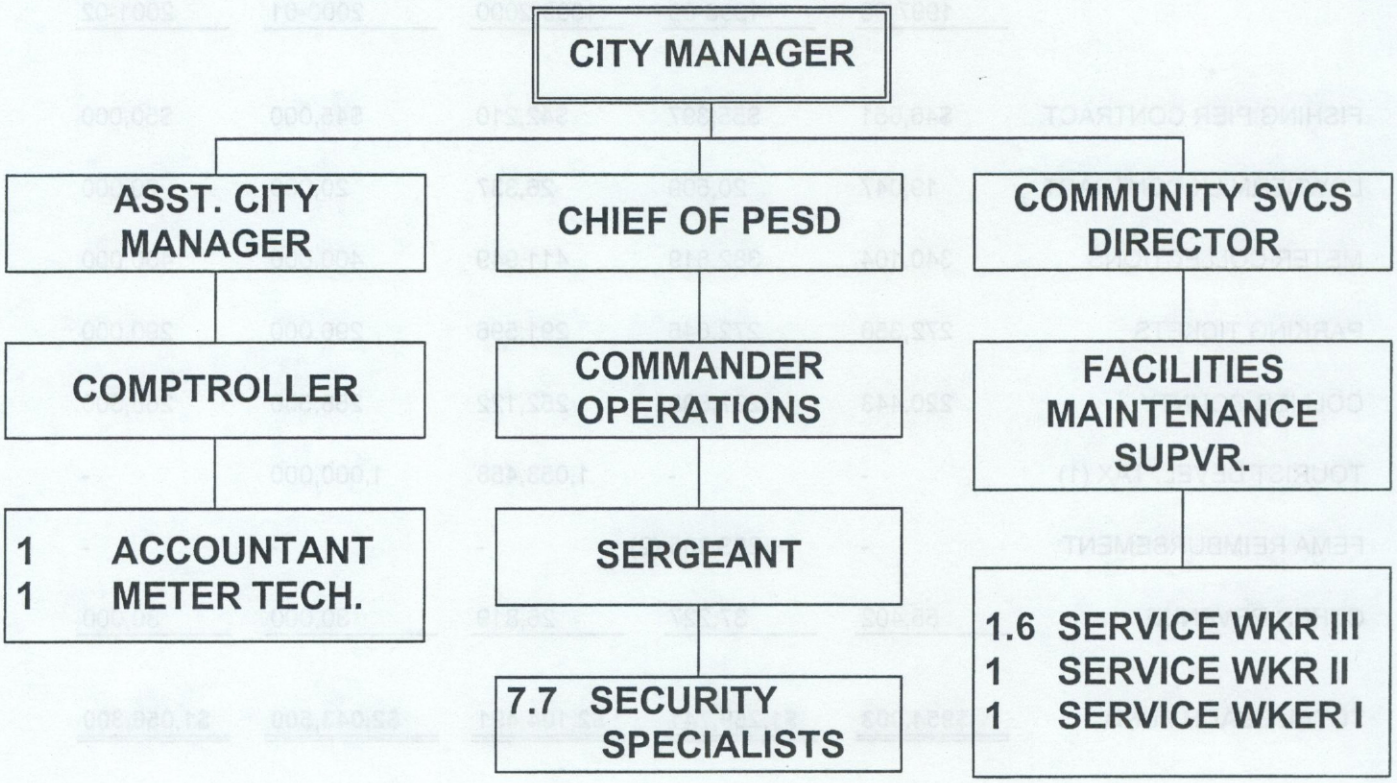

AUTHORIZED PERSONNEL:

	2001 BASE BUDGET	2001 REVISED BUDGET	2002 DEPT REQUEST	2002 APPVD BUDGET
ADMINISTRATION	2	2	2	2
MAINTENANCE	2.6	2.6	3.6	3.6
ENFORCEMENT	7.3	7.3	7.7	7.7

FISCAL YEAR 2002
BUDGET DETAIL

FUND: 430 NAPLES BEACH FUND

#	JOB TITLE	FY 2002 APPROVED
	ADMINISTRATION	
1	Accountant	$35,447
1	Meter Technician	28,879
	MAINTENANCE	
1.6	Service Worker III	39,076
1	Service Worker II	19,781
1	Service Worker I	18,808
	ENFORCEMENT	
7.7	Security Specialist	220,560
13.3	Total Approved Positions	362,551
	Regular Salaries	362,551
	Other Salaries & Wages	4,600
	Overtime	11,940
	Employer Payroll Expenses	110,402
	General & Merit Increase	22,345
		$511,838

FISCAL YEAR 2002
BUDGET DETAIL
BEACH FUND

FUND 430

	ACCOUNT DESCRIPTION	98 - 99 ACTUALS	99 - 00 ACTUALS	00 - 01 ORIGINAL BUDGET	01 - 02 APPROVED	PERCENT CHANGE FY 01 - 02
PERSONAL SERVICES						
10-20	REGULAR SALARIES & WAGES	263,120	290,246	311,249	362,551	16.48%
10-30	OTHER SALARIES	9,423	4,643	4,600	4,600	0.00%
10-40	OVERTIME	19,387	19,126	11,940	11,940	0.00%
25-01	FICA	21,634	23,250	22,941	26,942	17.44%
25-03	RETIREMENT CONTRIBUTIONS	9,582	10,682	11,542	12,165	5.40%
25-04	LIFE/HEALTH INSURANCE	35,626	37,988	57,563	71,295	23.86%
29-00	GENERAL & MERIT INC.	0	0	16,849	22,345	32.62%
	TOTAL PERSONAL EXPENSES	**358,772**	**385,935**	**436,684**	**511,838**	**17.21%**
OPERATING EXPENSES						
30-00	OPERATING EXPENDITURES	6,277	16,025	13,600	13,750	1.10%
30-01	CITY ADMINISTRATION	138,204	246,300	258,600	283,200	9.51%
30-14	PARK & REC. MAINTENANCE	114,204	0	0	0	0.00%
31-04	OTHER CONTRACTUAL SVCS	0	65	240	240	0.00%
40-01	TRAVEL	892	365	1,500	1,500	0.00%
40-02	SCHOOL AND TRAINING	485	400	1,500	1,500	0.00%
41-00	COMMUNICATIONS	482	465	900	900	0.00%
41-01	TELEPHONE	1,243	897	0	0	0.00%
42-02	POSTAGE & FREIGHT	4,790	6,000	6,000	6,000	0.00%
42-10	EQUIP.SERVICES - REPAIRS	15,519	13,304	14,560	16,739	14.97%
42-11	EQUIP. SERVICES - FUEL	3,867	5,405	6,200	6,200	0.00%
43-01	ELECTRICITY	5,216	4,712	4,600	5,980	30.00%
43-02	WATER, SEWER, GARBAGE	42,954	42,998	51,000	51,000	0.00%
44-00	RENTALS & LEASES	0	1,556	1,600	1,800	12.50%
44-02	EQUIPMENT RENTAL	0	5,111	7,700	0	-100.00%
45-22	SELF INS. PROPERTY DAMAGE	40,596	67,000	70,400	55,500	-21.16%
46-00	REPAIR AND MAINTENANCE	8,204	23,181	18,000	15,000	-16.67%
46-05	STORM REPAIR	216,472	0	0	0	0.00%
47-00	PRINTING AND BINDING	2,183	5,696	4,000	4,000	0.00%
47-06	DUPLICATING	130	0	300	300	0.00%
49-05	SPECIAL EVENTS	30,000	49,119	50,000	50,000	0.00%
51-00	OFFICE SUPPLIES	323	629	500	500	0.00%
52-00	OPERATING SUPPLIES	3,941	12,848	14,700	14,700	0.00%
52-04	BATTERIES	1,941	2,877	5,000	5,000	0.00%
52-07	UNIFORMS	194	0	200	200	0.00%
52-09	OTHER CLOTHING	300	200	100	100	0.00%
54-00	BOOKS,PUB,SUB,& MEMB	3,015	357	3,000	2,000	-33.33%
59-00	DEPRECIATION	109,614	174,251	0	0	0.00%
	TOTAL OPERATING EXPENSES	**751,046**	**679,761**	**534,200**	**536,109**	**0.36%**

FISCAL YEAR 2002
CITY DOCK FUND
STATEMENT OF REVENUES, EXPENDITURES AND NET INCOME

ADD:	**BUDGETED REVENUES:**		
	Dock Rentals	$385,000	
	Fuel Sales	1,250,000	
	Bait & Misc. Sales	110,000	
	Interest Income	5,000	$1,750,000
LESS:	**BUDGETED EXPENDITURES:**		
	Personal Services	204,866	
	Fuel Purchases	1,000,000	
	Resale Inventory	80,000	
	Operations & Maintenance	148,816	
	Transfer - Administration	98,000	
	Transfer - Self Insurance	4,200	
	Transfer - Pmt in Lieu of Taxes	11,600	
	Debt Service Principal	-	
	Debt Service Interest	6,544	
	Interest Repayment - General Fund	5,425	
	Capital Expenditures	-	
	Depreciation	200,000	$1,759,451
BUDGETED NET INCOME			**($9,451)**

NOTE: Budget schedule prepared on the full accrual accounting basis, consistent with preparation of annual audit report.

FISCAL YEAR 2002
BUDGET DETAIL
BEACH FUND
ADMINISTRATION

430.1001.545

	ACCOUNT DESCRIPTION	98 - 99 ACTUALS	99 - 00 ACTUALS	00 - 01 ORIGINAL BUDGET	01 - 02 APPROVED	PERCENT CHANGE FY 01 - 02
PERSONAL SERVICES						
10-20	REGULAR SALARIES & WAGES	50,677	60,937	57,962	64,326	10.98%
10-30	OTHER SALARIES	0	0	4,600	4,600	0.00%
10-40	OVERTIME	515	245	0	0	0.00%
25-01	FICA	3,705	4,704	4,304	4,779	11.04%
25-03	RETIREMENT CONTRIBUTIONS	1,384	2,165	1,995	1,299	-34.89%
25-04	LIFE/HEALTH INSURANCE	5,734	7,398	8,484	6,906	-18.60%
29-00	GENERAL & MERIT INC.	0	0	3,232	3,981	23.17%
	TOTAL PERSONAL SERVICES	**62,015**	**75,449**	**80,577**	**85,891**	**6.59%**
OPERATING EXPENSES						
30-00	OPERATING EXPENDITURES	492	748	500	500	0.00%
30-01	CITY ADMINISTRATION	138,204	246,300	258,600	283,200	9.51%
30-14	PARK & REC. MAINTENANCE	114,204	0	0	0	0.00%
40-01	TRAVEL	453	365	1,000	1,000	0.00%
40-02	SCHOOL AND TRAINING	199	400	500	500	0.00%
41-00	COMMUNICATIONS	192	193	500	500	0.00%
42-02	POSTAGE & FREIGHT	4,790	6,000	6,000	6,000	0.00%
42-10	EQUIP.SERVICES - REPAIRS	1,459	1,235	560	607	8.39%
42-11	EQUIP. SERVICES - FUEL	899	1,195	1,100	1,100	0.00%
45-22	SELF INS. PROPERTY DAMAGE	40,596	67,000	70,400	55,500	-21.16%
46-00	REPAIR AND MAINTENANCE	202	6,025	2,000	3,000	50.00%
47-06	DUPLICATING	130	0	300	300	0.00%
49-05	SPECIAL EVENTS	30,000	49,119	50,000	50,000	0.00%
51-00	OFFICE SUPPLIES	323	629	500	500	0.00%
52-00	OPERATING SUPPLIES	64	84	200	200	0.00%
52-04	BATTERIES	1,941	2,877	5,000	5,000	0.00%
52-07	UNIFORMS	194	0	200	200	0.00%
52-09	OTHER CLOTHING	100	100	100	100	0.00%
54-00	BOOKS,PUB,SUB,& MEMB	3,015	357	3,000	2,000	-33.33%
	TOTAL OPERATING EXPENSES	**337,457**	**382,627**	**400,460**	**410,207**	**2.43%**
NON-OPERATING EXPENSES						
99-01	OPERATING CONTINGENCY	0	0	25,000	0	-100.00%
	TOTAL NON-OPERATING EXPENSE	**0**	**0**	**25,000**	**0**	**-100.00%**
	TOTAL EXPENSES	**$399,472**	**$458,076**	**$506,037**	**$496,098**	**-1.96%**

FISCAL YEAR 2002
BUDGET DETAIL
BEACH FUND
FISHING PIER

430.1016.545

	ACCOUNT DESCRIPTION	98 - 99 ACTUALS	99 - 00 ACTUALS	00 - 01 ORIGINAL BUDGET	01 - 02 APPROVED	PERCENT CHANGE FY 01 - 02
OPERATING EXPENSES						
30-00	OPERATING EXPENDITURES	1,521	0	500	650	30.00%
31-04	OTHER CONTRACTUAL SVCS	0	65	240	240	0.00%
41-00	COMMUNICATIONS	290	272	400	400	0.00%
43-01	ELECTRICITY	5,216	4,712	4,600	5,980	30.00%
43-02	WATER, SEWER, GARBAGE	14,789	10,965	17,000	17,000	0.00%
44-00	RENTALS AND LEASES	0	1,556	1,600	1,800	12.50%
46-00	REPAIR AND MAINTENANCE	325	1,445	1,000	1,000	0.00%
52-00	OPERATING SUPPLIES	0	0	500	500	0.00%
	TOTAL OPERATING EXPENSES	**22,141**	**19,015**	**25,840**	**27,570**	**6.70%**
	TOTAL EXPENSES	**$22,141**	**$19,015**	**$25,840**	**$27,570**	**6.70%**

FISCAL YEAR 2002
BUDGET DETAIL
BEACH FUND
MAINTENANCE

430.1017.545

	ACCOUNT DESCRIPTION	98 - 99 ACTUALS	99 - 00 ACTUALS	00 - 01 ORIGINAL BUDGET	01 - 02 APPROVED	PERCENT CHANGE FY 01 - 02
PERSONAL SERVICES						
10-20	REGULAR SALARIES & WAGES	36,297	39,313	54,997	77,665	41.22%
10-30	OTHER SALARIES	9,423	4,643	0	0	0.00%
10-40	OVERTIME	4,436	4,594	1,000	1,000	0.00%
25-01	FICA	3,789	3,710	4,207	5,921	40.74%
25-03	RETIREMENT CONTRIBUTIONS	839	730	1,375	1,942	41.24%
25-04	LIFE/HEALTH INSURANCE	2,920	3,108	13,493	20,662	53.13%
29-00	GENERAL & MERIT INC.	0	0	2,962	4,712	59.08%
	TOTAL PERSONAL SERVICES	**57,704**	**56,098**	**78,034**	**111,902**	**43.40%**
OPERATING EXPENSES						
30-00	OPERATING EXPENDITURES	4,128	13,679	12,000	12,000	0.00%
42-10	EQUIP. SERVICES - REPAIRS	8,817	6,800	8,000	8,000	0.00%
42-11	EQUIP. SERVICES - FUEL	1,259	1,783	2,100	2,100	0.00%
43-02	WATER, SEWER, GARBAGE	28,165	32,033	34,000	34,000	0.00%
46-00	REPAIR AND MAINTENANCE	7,677	14,775	15,000	11,000	-26.67%
52-00	OPERATING SUPPLIES	1,358	9,368	10,000	10,000	0.00%
52-09	OTHER CLOTHING	200	100	0	0	0.00%
	TOTAL OPERATING EXPENSES	**268,076**	**78,538**	**81,100**	**77,100**	**-4.93%**
	TOTAL EXPENSES	**$325,780**	**$134,636**	**$159,134**	**$189,002**	**18.77%**

FISCAL YEAR 2002
BUDGET DETAIL
BEACH FUND
ENFORCEMENT

430.1018.545

	ACCOUNT DESCRIPTION	98 - 99 ACTUALS	99 - 00 ACTUALS	00 - 01 ORIGINAL BUDGET	01 - 02 APPROVED	PERCENT CHANGE FY 01 - 02
PERSONAL SERVICES						
10-20	REGULAR SALARIES & WAGES	176,146	189,996	198,290	220,560	11.23%
10-40	OVERTIME	14,436	14,287	10,940	10,940	0.00%
25-01	FICA	14,140	14,836	14,430	16,242	12.56%
25-03	RETIREMENT CONTRIBUTIONS	7,359	7,787	8,172	8,924	9.20%
25-04	LIFE/HEALTH INSURANCE	26,972	27,482	35,586	43,727	22.88%
29-00	GENERAL & MERIT INC.	0	0	10,655	13,652	28.13%
	TOTAL PERSONAL SERVICES	**239,053**	**254,388**	**278,073**	**314,045**	**12.94%**
OPERATING EXPENSES						
30-00	OPERATING EXPENDITURES	136	1,598	600	600	0.00%
40-01	TRAVEL	439	0	500	500	0.00%
40-02	SCHOOL AND TRAINING	286	0	1,000	1,000	0.00%
41-01	TELEPHONE	1,243	897	0	0	0.00%
42-10	EQUIP.SERVICES - REPAIRS	5,243	5,269	6,000	8,132	35.53%
42-11	EQUIP. SERVICES - FUEL	1,709	2,427	3,000	3,000	0.00%
44-02	EQUIPMENT RENTAL	0	5,111	7,700	0	-100.00%
46-00	REPAIR AND MAINTENANCE	0	936	0	0	0.00%
47-00	PRINTING AND BINDING	2,183	5,696	4,000	4,000	0.00%
52-00	OPERATING SUPPLIES	2,519	3,396	4,000	4,000	0.00%
59-00	DEPRECIATION	109,614	174,251	0	0	0.00%
	TOTAL OPERATING EXPENSES	**123,372**	**199,581**	**26,800**	**21,232**	**-20.78%**
	TOTAL EXPENSES	**$362,425**	**$453,969**	**$304,873**	**$335,277**	**9.97%**

CIP PROJECTS - NAPLES BEACH FUND

CIP-PROJ	PROJECT DESCRIPTION	DEPT REQUEST 2002	DEPT REQUEST 2003	DEPT REQUEST 2004	DEPT REQUEST 2005	DEPT REQUEST 2006	PROJECT TOTAL
BEACH FUND							
02R02	Beach Access Improvements	25,000					25,000
02R05	Parking Lot Rehab Beach Ends	50,000	50,000	50,000	50,000	50,000	250,000
	IMPROVEMENT TOTALS	75,000	50,000	50,000	50,000	50,000	275,000
02R12	Beach Patrol Pick-Up Truck	50,697			19,562		70,259
02R06	Beach Patrol A.T.V.	6,750		7,442		8,205	22,397
	REPLACEMENT TOTALS	57,447	0	7,442	19,562	8,205	92,656
GRAND TOTAL BEACH FUND		**132,447**	**50,000**	**57,442**	**69,562**	**58,205**	**367,656**

Utility Tax/ Capital Projects Fund

UTILITY TAX

CAPITAL PROJECTS

FUND

FISCAL YEAR 2002
UTILITY TAX DEBT SERVICE FUND
SUMMARY

ADD:	**BUDGETED REVENUES:**		
	Ad Valorem Tax	$826,860	
	7% Utility Tax:		
	Florida Power & Light	2,100,000	
	Sprint	650,000	
	Propane Sales	140,000	
	Interest Earned	100,000	
	Transfer - General Fund (1)	154,200	
	Transfer - Parking Garage Bonds	157,048	
	Transfer - East Naples Bay Debt	62,170	4,190,278
LESS:	**BUDGETED EXPENDITURES:**		
	Naples Preserve Bonds	$826,860	
	Utility Tax Bonds:		
	Principal (2)	650,034	
	Interest (2)	606,640	
	Historic House Debt Service	261,712	
	East Naples Bay Debt Service	62,169	
	Parking Garage Debt Service	157,048	
	TRF - Admin. Reimbursement	92,900	
	TRF - Capital Improvements	***1,532,915***	***$4,190,278***
BUDGETED CASH FLOW			**$0**

(1) Payment In-Lieu-Of Taxes equal to 7% of City electricity usage.

(2) Debt Service limited to 45% of recurring revenues by resolution. Fiscal Year 2002 ratio is 38% of recurring revenues of $3,294,200, not including debt service transfers in, assessment payments, or Ad Valorem Tax Revenues.

FISCAL YEAR 2002
UTILITY TAX CAPITAL IMPROVEMENTS FUND
SUMMARY

BEGINNING BALANCE - UNRESTRICTED RESERVES (1)		**$359,400**
ADD: BUDGETED REVENUES		
Transfer - Utility Tax	***$1,532,915***	
Non-Road Impact Fees	150,000	
Interest Earned	100,000	
Interest Bond Projects	200,000	
Assessment Payments	30,000	
Other Revenue	25,000	$2,037,915
Re-Paymt-Comm Redevel	102,800	102,800
		2,140,715
TOTAL AVAILABLE RESOURCES:		**$2,500,115**
LESS: BUDGETED EXPENDITURES:		
New Capital Improvements:		
Administration	$22,800	
Police & Emergency Services	171,600	
Community Services	231,000	
Development Services	352,500	
Non-Departmental	68,000	
Capital Replacement:		
Administration	63,730	
Police & Emergency Services	385,469	
Community Services	419,675	
Non-Departmental	237,500	
TRF - Admin. Reimbursement	167,900	
Contingency	100,000	2,220,174
BUDGETED CASH FLOW		**($79,459)**
ENDING BALANCE - UNRESTRICTED RESERVES		**$279,941**

(1) Audited balance 9/30/00 less cash reserves budgeted fiscal year 2001.

UTILITY TAX FUND
REVENUE SUMMARY

	ACTUAL 1997-98	ACTUAL 1998-99	ACTUAL 1999-00	PROJECTED 2000-01	BUDGET 2001-02
AD VALOREM TAX	-	-	-	$808,940	826,860
FLORIDA POWER & LIGHT	2,075,128	2,042,315	1,978,993	2,000,000	2,100,000
TELEPHONE	512,250	549,806	620,929	650,000	650,000
PROPANE	114,419	106,640	141,554	140,000	140,000
BOND PROCEEDS	2,400,000 (1)	-	8,460,000 (2)	10,450,000 (3)	-
INTEREST INCOME	268,631	198,678	253,384	200,000	200,000
INTEREST BOND PROJECTS	-	-	-	100,000	200,000
GRANTS	44,411	73,084	131,435	100,000	-
NON-STREET IMPACT FEES	180,083	468,439	295,820	150,000	150,000
OTHER INCOME	60,510	32,253	1,819	-	25,000
FUND RAISING	110,637	3,740	287,200	110,000	-
ASSESSMENT PAYMENTS	22,245	65,588	28,368	30,000	30,000
TRANSFER - OTHER FUNDS	120,400	1,024,000 (4)	127,700	134,100	154,200
TRF - E. NAPLES BAY	-	-	75,203	77,228	62,170
TRF - PARKING GARAGE	-	-	132,600	132,600	157,048
HISTORICAL SOCIETY	-	204,387	278,247	-	-
TOTAL UTILITY TAX FUND	$5,908,714	$4,768,930	$12,813,252	$15,082,868	$4,695,278

(1) Historical House Bond Issue.
(2) Naples Preserve Bond Issue.
(3) Park Improvements Bond Issue.
(4) Includes $900,000 from confiscated funds for Police & Emergency Services expansion.

CIP PROJECTS - UTILITY TAX FUND

CIP-PROJ	PROJECT DESCRIPTION	DEPT REQUEST 2002	DEPT REQUEST 2003	DEPT REQUEST 2004	DEPT REQUEST 2005	DEPT REQUEST 2006	PROJECT TOTAL
CITY CLERK							
02A07	Modification of Additional Office Space	15,000					15,000
02A08	Additional Computer	4,300					4,300
02A09	Laser Printer	3,500					3,500
	IMPROVEMENT TOTALS	22,800	0	0	0	0	22,800
GRAND TOTAL CITY CLERK		**22,800**	**0**	**0**	**0**	**0**	**22,800**
CITY MANAGER/NATURAL RESOURCES							
02W02	Vehicle Replacement	22,730					22,730
	REPLACEMENT TOTALS	22,730	0	0	0	0	22,730
GRAND TOTAL CITY MANAGER/NATURAL RESC		**22,730**	**0**	**0**	**0**	**0**	**22,730**
PLANNING							
02C02	Plotter	7,000					7,000
02C03	Office Rehab	5,000					5,000
	REPLACEMENT TOTALS	12,000	0	0	0	0	12,000
GRAND TOTAL PLANNING		**12,000**	**0**	**0**	**0**	**0**	**12,000**
DEVELOPMENT SERVICES/ENGINEERING							
00Y17	Facilities Yard Completion - Phase V	200,000					200,000
02Y03	Parking Lot Repairs	100,000	100,000	100,000	100,000		400,000
01Y16	New Building Accessories	20,000					20,000
01Y18	Burning Tree Corridor Project	32,500	15,000	15,000			62,500
	IMPROVEMENT TOTALS	352,500	115,000	115,000	100,000	0	682,500
GRAND TOTAL DEVELOPMENT SERVICES/ENGI		**352,500**	**115,000**	**115,000**	**100,000**	**0**	**682,500**
FINANCE/PURCHASING							
02D10	Forklift	29,000					29,000
03D09	Pick-up Truck		15,000				15,000
	REPLACEMENT TOTALS	29,000	15,000	0	0	0	44,000
GRAND TOTAL FINANCE/PURCHASING		**29,000**	**15,000**	**0**	**0**	**0**	**44,000**
COMMUNITY SERVICES ADMINISTRATION							
02G01	Vehicle Replacement	20,080					20,080
	REPLACEMENT TOTALS	20,080	0	0	0	0	20,080
SUB TOTAL CS/ADMINISTRATION		**20,080**	**0**	**0**	**0**	**0**	**20,080**

CIP-PROJ	PROJECT DESCRIPTION	DEPT REQUEST 2002	DEPT REQUEST 2003	DEPT REQUEST 2004	DEPT REQUEST 2005	DEPT REQUEST 2006	PROJECT TOTAL
PARKS & PARKWAYS							
00F67	Mooringline Dr. Median Planting	30,000					30,000
01F18	Gulfshore Blvd. S. Medians	75,000					75,000
01F69	U.S. 41 Median 17th Ave. N. - 10th St. S.	55,000	55,000	55,000	55,000		220,000
02F03	Office Furniture	4,800					4,800
02F02	Cul-De-Sac Renovations	15,000	35,000	35,000	35,000	30,000	150,000
02F01	Excavator	33,200		24,000			57,200
03F49	Banyan Blvd. Medians		30,000	30,000			60,000
03F47	Lake Amenities		25,000	25,000	25,000		75,000
03F09	Aqualane Shores Median		18,000				18,000
04F19	Wedge Drive/Harbour Dr. Island			8,400			8,400
	IMPROVEMENT TOTALS	213,000	163,000	177,400	115,000	30,000	698,400
01F55	Replace Irrigation Infrastructure	85,000	85,000	85,000	85,000		340,000
02F61	Irrigation Service Vehicle	28,000		30,000		33,000	91,000
02F13	72" Deck Rider Mower	14,000					14,000
02F12	Crew Cab Service Vehicle	27,000				27,000	54,000
02F42	One Ton Service Vehicle	27,000	55,000	60,000	32,000	27,000	201,000
02F10	Tractor Replacement	16,000					16,000
02F05	Trailer Replacement	3,800		4,000		4,200	12,000
02F52	4-Wheel Utility Vehicle	9,500		10,500	12,000		32,000
02F14	Ball Field Dresser	9,295					9,295
03F20	Crane Truck		65,000				65,000
	REPLACEMENT TOTALS	219,595	205,000	189,500	129,000	91,200	834,295
SUB TOTAL CS/PARKS & PARKWAYS		**432,595**	**368,000**	**366,900**	**244,000**	**121,200**	**1,532,695**
RECREATION							
02G02	Community Center Vehicle	18,000					18,000
	IMPROVEMENT TOTALS	18,000	0	0	0	0	18,000
02G04	River Park Interior Equipment & Furnishing	130,000					130,000
02G05	Facility Upgrades/Renovations	50,000	60,000	60,000			170,000
	REPLACEMENT TOTALS	180,000	60,000	60,000	0	0	300,000
SUB TOTAL CS/RECREATION		**198,000**	**60,000**	**60,000**	**0**	**0**	**318,000**
GRAND TOTAL COMMUNITY SERVICES		**650,675**	**428,000**	**426,900**	**244,000**	**121,200**	**1,870,775**
NON-DEPARTMENTAL/MAINTENANCE							
02I04	HVAC Van	18,000					18,000
00I01	Video Production	50,000	50,000				100,000
	IMPROVEMENT TOTALS	68,000	50,000	0	0	0	118,000
02I09	3/4 Ton Vehicle	20,500					20,500
02I02	Carpet City Hall/Council Chambers	67,000					67,000
02I03	Warehouse Offices	150,000					150,000
	REPLACEMENT TOTALS	237,500	0	0	0	0	87,500
GRAND TOTAL NON-DEPARTMENTAL/MAINT.		**305,500**	**50,000**	**0**	**0**	**0**	**205,500**

CIP-PROJ	PROJECT DESCRIPTION	DEPT REQUEST 2002	DEPT REQUEST 2003	DEPT REQUEST 2004	DEPT REQUEST 2005	DEPT REQUEST 2006	PROJECT TOTAL
PESD							
00E 02	Training Center Improvements	84,000					84,000
02H07	Records Security & Inv. Upgrade	3,100					3,100
02E 04	Digital Radio Upgrade	25,000					25,000
01H20	Emergency Services Unit Equip.	15,000					15,000
02H09	Laptop Computers for Patrol Vehicles	13,500		28,350		31,256	73,106
01H24	Dive Team Gear	6,000	6,000				12,000
02H12	Audio/Video RF Transmission System	7,000					7,000
02E 08	SCBA Test Set	8,500					8,500
02H13	Crime Prevention & DARE Computers	9,500					9,500
03H17	Computer Aided Dispatch GEO Mapping		43,900	10,000			53,900
05E 11	Rehab Fire Station #1				50,000		50,000
05E 12	Engine #3				250,000		250,000
05E 13	Mobile Command Center				200,000		200,000
	IMPROVEMENT TOTALS	171,600	49,900	38,350	500,000	31,256	791,106
02H01	Patrol Vehicles	144,500	151,725	159,311	167,277	175,641	798,454
02E 33	Rescue Squad #1	85,000					85,000
01H14	Large Diameter Hose	10,000	10,000				20,000
02H25	Crime Prevention & DARE Vehicles	22,369	22,369				44,738
02H30	Police Motor Cycles	26,000					26,000
02H31	Police Boat & Motors	67,000	23,100	12,100	25,410	67,200	194,810
02E 14	Prevention Vehicle	18,600	18,600				37,200
02H32	Computer Voice Stress Analyzer	12,000					12,000
03H33	Locker Room/Bathroom Renovations		38,000				38,000
03H04	Investigative Automobile		56,637	39,646	41,630	43,712	181,625
03H34	Police Canine		7,000		7,715		14,715
03E 15	Fire Station #2 Rehab		250,000				250,000
03E 16	Fire Marshall Vehicle		25,000				25,000
03E 17	E-11 Refurbishment		80,000				80,000
03E 18	SCBA Bottles		14,000	14,000			28,000
04E 20	Air Filling Station			10,000			10,000
04E 21	Replacement of Engine #2			250,000			250,000
04E 22	Rehab Reserve Engine			20,000			20,000
04E 23	Rehab Engine #2 for Reserve			20,000			20,000
04E 24	Serv Cart			8,000			8,000
05E 25	Battalion Chief Vehicle				40,000		40,000
05H35	Investigator Vehicle				25,000		25,000
06E 26	Refurb Truck #2					50,000	50,000
06E 27	Refurb Safety House					10,000	10,000
	REPLACEMENT TOTALS	385,469	696,431	533,057	307,032	346,553	2,268,542
GRAND TOTAL PESD		**557,069**	**746,331**	**571,407**	**807,032**	**377,809**	**3,059,648**
TOTAL UTILITY TAX		**1,952,274**	**1,354,331**	**1,113,307**	**1,151,032**	**499,009**	**5,919,953**

Internal Service Funds

RISK

MANAGEMENT

FUND

FISCAL YEAR 2002
RISK MANAGEMENT FUND
SUMMARY

BEGINNING BALANCE - UNRESTRICTED RESERVES			**$704,200**
ADD:	**BUDGETED REVENUES:**		
	Charges for Services:		
	General Fund	$707,300	
	Water & Sewer Fund	476,100	
	Solid Waste Fund	75,400	
	Beach Fund	55,500	
	City Dock	4,200	
	Streets Fund	123,600	
	Equipment Services Fund	7,500	
	Stormwater Fund	4,100	
	Information Services Fund	6,100	
	Building & Zoning Fund	68,700	
	Tennis Fund	6,500	$1,535,000
LESS:	**BUDGETED EXPENDITURES:**		
	Premiums - Excess Insurance	$720,000	
	Claims Management Services	59,300	
	Personal Services	50,829	
	Operating Expenses	16,434	
	Loss Pool	650,000	
	Transfer - Administration	55,800	$1,552,363
BUDGETED CASH FLOW			**($17,363)**
ENDING BALANCE - UNRESTRICTED RESERVES			**$686,837**

RISK MANAGEMENT

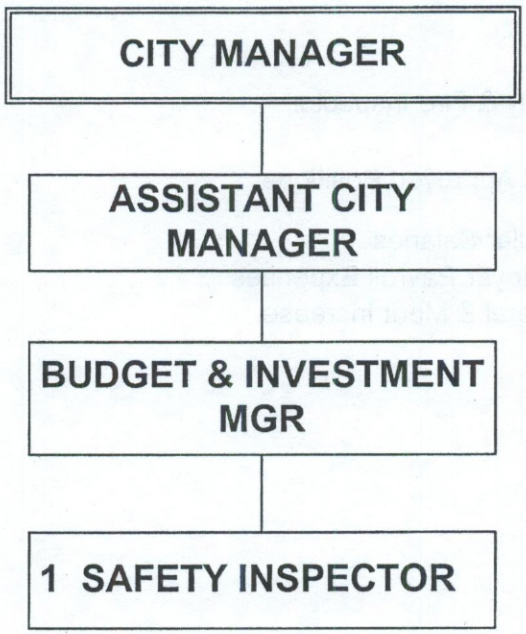

AUTHORIZED PERSONNEL:

	2001 BASE BUDGET	2001 REVISED BUDGET	2002 DEPT REQUEST	2002 APPVD BUDGET
RISK MANAGEMENT	1	1	1	1

FISCAL YEAR 2002
BUDGET DETAIL

FUND: **500 RISK MANAGEMENT**

#	JOB TITLE	FY 2002 APPROVED
RISK MANAGEMENT		
1	Safety & Fire Inspector	$38,636
1	Total Approved Positions	38,636
	Regular Salaries	38,636
	Employer Payroll Expenses	9,686
	General & Merit Increase	2,507
		$50,829

FISCAL YEAR 2002
BUDGET DETAIL
RISK MANAGEMENT

500.7171.519

	ACCOUNT DESCRIPTION	98 - 99 ACTUALS	99 - 00 ACTUALS	00 - 01 ORIGINAL BUDGET	01 - 02 APPROVED	PERCENT CHANGE FY 00 - 01
PERSONAL SERVICES						
10-20	REGULAR SALARIES & WAGES	17,583	35,032	36,242	38,636	6.61%
25-01	FICA	5,173	2,686	2,779	2,968	6.80%
25-03	RETIREMENT CONTRIBUTIONS	432	873	906	966	6.62%
25-04	LIFE/HEALTH INSURANCE	1,534	4,403	5,470	5,752	5.16%
29-00	GENERAL & MERIT INC.	0	0	1,719	2,507	45.84%
	TOTAL PERSONAL SERVICES	**24,722**	**42,994**	**47,116**	**50,829**	**7.88%**
OPERATING EXPENSES						
30-00	OPERATING EXPENDITURES	997	780	600	600	0.00%
30-01	CITY ADMINISTRATION	43,596	51,200	53,800	55,800	3.72%
30-61	PURCHASING CARD CHARGES	63	0	0	0	0.00%
31-01	PROFESSIONAL SERVICES	2,806	7,975	0	0	0.00%
31-05	FIXED COSTS	0	571,062	43,800	59,300	35.39%
31-11	SEX DISCRIM. ATTORNEY	44,867	0	0	0	0.00%
31-12	LEGAL ARBITRATION	2,430	0	0	0	0.00%
32-10	OUTSIDE COUNSEL	0	69,278	0	0	0.00%
40-01	TRAVEL	50	0	750	750	0.00%
40-02	SCHOOL AND TRAINING	179	194	750	750	0.00%
40-03	SAFETY	1,762	4,683	4,500	4,500	0.00%
41-01	TELEPHONE	1,516	877	1,150	1,150	0.00%
42-10	EQUIP.SERVICES - REPAIRS	3,128	907	200	249	24.50%
42-11	EQUIP. SERVICES - FUEL	309	656	600	600	0.00%
45-00	INSURANCE	594,181	73,598	728,500	720,000	-1.17%
45-01	UNEMPLOYMENT COMPENSATION	3,358	1,371	0	0	0.00%
45-10	W/C STATE ASSESSMENTS	47,799	53,654	0	0	0.00%
45-11	W/C CURRENT YEAR	278,303	476,310	0	0	0.00%
45-20	GEN. LIABILTY & BUS PKG	42,086	46,429	0	0	0.00%
45-21	AUTO COLLISION	15,369	9,090	0	0	0.00%
45-22	SELF INS. PROPERTY DAMAGE	211,084	34,392	0	0	0.00%
46-05	STORM REPAIR	60	0	0	0	0.00%
47-00	PRINTING AND BINDING	0	32	100	500	400.00%
47-06	DUPLICATING	0	0	50	0	-100.00%
49-00	OTHER CURRENT CHARGES	0	31,717	550,000	650,000	18.18%
51-00	OFFICE SUPPLIES	388	58	200	200	0.00%
52-00	OPERATING SUPPLIES	427	5,437	5,000	6,000	20.00%
52-09	OTHER CLOTHING	0	228	75	90	20.00%
54-01	MEMBERSHIPS	179	330	370	370	0.00%
54-02	BOOKS, PUBS, SUBS.	0	681	675	675	0.00%
59-00	DEPRECIATION/AMOTIZATION	2,248	5,279	0	0	0.00%
	TOTAL OPERATING EXPENSES	**1,297,185**	**1,446,218**	**1,391,120**	**1,501,534**	**7.94%**
NON-OPERATING EXPENSES						
99-50	UNBUDGETED RESERVE BALANCE	0	0	7,064	0	-100.00%
	TOTAL NON-OPERATING EXPENSES	**0**	**0**	**7,064**	**0**	**-100.00%**
	TOTAL EXPENSES	**$1,321,907**	**$1,489,212**	**$1,445,300**	**$1,552,363**	**7.41%**

HEALTH

BENEFITS

FUND

FISCAL YEAR 2002
HEALTH BENEFITS FUND
SUMMARY

BEGINNING BALANCE - UNRESTRICTED RESERVES (1)			**$0**
ADD:	**BUDGETED REVENUES (2):**		
	Single Coverage :		
	231 @ $285.50/month		
	City Paid	$731,350	
	Employee Paid	60,060	
	Employee + One Coverage		
	100 @ $571.00/month		
	City Paid	561,425	
	Employee Paid	123,780	
	Family Coverage:		
	154 @ $694.00/month		
	City Paid	1,005,480	
	Employee Paid	277,025	
	Dental Coverage:		
	457 employees		
	City Paid	94,000	
	Employee Paid	54,000	
	Retiree & COBRA Coverage	230,000	
	Flexible Spending	70,000	
	Earnings on Deposits	40,000	$3,247,120
TOTAL AVAILABLE RESOURCES:			**$3,247,120**
LESS:	**BUDGETED EXPENDITURES:**		
	Operating Expenses	$4,000	
	Excess Loss Insurance &		
	Claims Administration	402,000	
	Loss Pool (3)	2,008,200	
	Dental Insurance	148,000	
	Prescriptions (4)	611,000	
	Flexible Spending	70,000	
	Fitness Reimbursement	5,000	3,248,200
BUDGETED CASH FLOW			**($1,080)**
ENDING BALANCE - UNRESTRICTED RESERVES			**-$1,080**

(1) Audited Balance 9/30/00 less projected plan loss 2001.

(2) City contribution increased 20% for 2002. Both City and employee contributions increased 15.5% in 2001.

(3) Budget based on expected claims, less 10% due to 2002 cost containment. Stop-loss insurance effective at $3,345,300 in claims for 2002.

(4) 15% increase budgeted for 2002.

FISCAL YEAR 2002
BUDGET DETAIL
HEALTH BENEFITS FUND

510.7173.519

	ACCOUNT DESCRIPTION	98 - 99 ACTUALS	99 - 00 ACTUALS	00 - 01 ORIGINAL BUDGET	01 - 02 APPROVED	PERCENT CHANGE FY 01 - 02
OPERATING EXPENSES						
30-00	OPERATING EXPENDITURES	0	0	4,000	4,000	0.00%
30-01	CITY ADMINISTRATION	82,296	84,900	89,100	0	-100.00%
31-05	FIXED COSTS	183,342	231,015	243,000	390,000	60.49%
31-06	FLEX FIXED COST	0	0	9,000	12,000	33.33%
31-08	ALLIED DENTAL DESIGN	99,951	110,329	126,300	148,000	17.18%
31-31	SICK CHILD CARE SERVICES	0	3,000	0	0	0.00%
45-02	HEALTH PAID CLAIMS	1,661,581	1,757,688	2,392,100	2,008,200	-16.05%
45-03	SCRIPT CARD EXPENSES	317,330	438,436	531,000	611,000	15.07%
45-06	EMPLOYEE FLEX	79,001	59,631	70,000	70,000	0.00%
45-09	HEALTH REIMBURSE/FITNESS	5,671	5,459	5,000	5,000	0.00%
	TOTAL OPERATING EXPENSES	**2,429,172**	**2,690,458**	**3,469,500**	**3,248,200**	**-6.38%**
	TOTAL EXPENSES	**$2,429,172**	**$2,690,458**	**$3,469,500**	**$3,248,200**	**-6.38%**

INFORMATION SERVICES FUND

FISCAL YEAR 2002
INFORMATION SERVICES
SUMMARY

BEGINNING BALANCE - UNRESTRICTED RESERVES			**$267,700**
ADD:	**BUDGETED REVENUES:**		
	Charges for Services:		
	General Fund (38%)	$519,400	
	Water & Sewer Fund (35%)	478,396	
	Solid Waste Fund (9%)	123,016	
	Building & Zoning (18%)	246,032	$1,366,844
TOTAL AVAILABLE RESOURCES			**$1,634,544**
LESS:	**BUDGETED EXPENDITURES:**		
	Personal Services	$600,961	
	Operating Expenses	439,774	
	Transfer - Self Insurance	6,100	
	Transfer - Building Rental	80,735	
	Capital Expenditures	339,310	$1,466,880
BUDGETED CASH FLOW			**($100,036)**
ENDING BALANCE - UNDESIGNATED RESERVES			**$167,664**

INFORMATION SERVICES

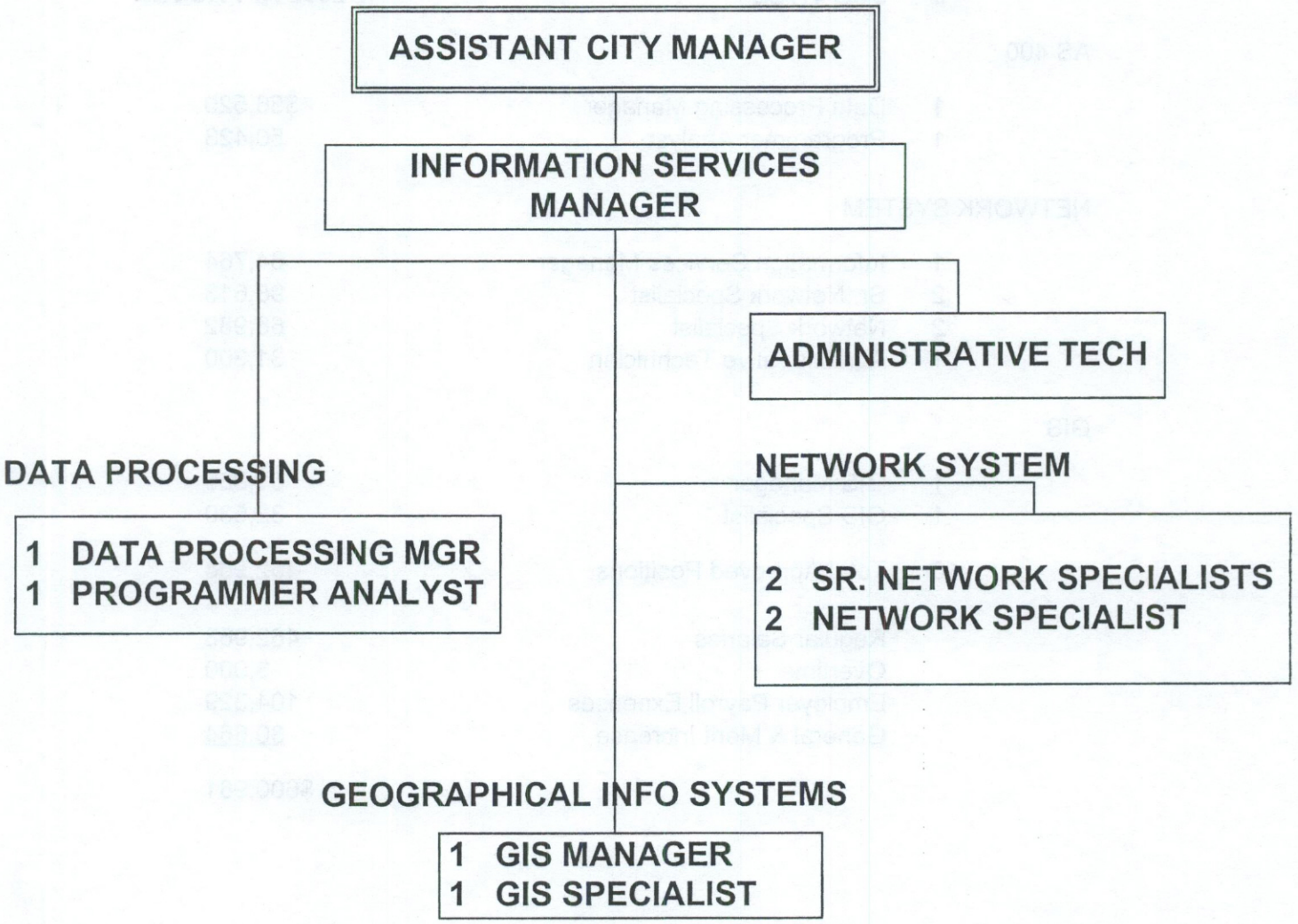

AUTHORIZED PERSONNEL:

	2001 BASE BUDGET	2001 REVISED BUDGET	2002 DEPT REQUEST	2002 APPVD BUDGET
IINFORMATION SERVICES	9	9	10	10

FISCAL YEAR 2002
BUDGET DETAIL

FUND: 520 INFORMATION SERVICES

#	JOB TITLE	FY 2002 APPROVED
AS 400		
1	Data Processing Manager	$56,520
1	Programmer Analyst	50,423
NETWORK SYSTEM		
1	Information Services Manager	64,764
2	Sr. Network Specialist	98,613
2	Network Specialist	66,982
1	Administrative Technician	31,300
GIS		
1	GIS Manager	61,836
1	GIS Specialist	32,530
10	Total Approved Positions	462,968
	Regular Salaries	462,968
	Overtime	3,000
	Employer Payroll Expenses	104,329
	General & Merit Increase	30,664
		$600,961

FISCAL YEAR 2002
BUDGET DETAIL
INFORMATION SERVICES
DEPARTMENT SUMMARY

FUND 520 ACCOUNT	DESCRIPTION	98 - 99 ACTUALS	99 - 00 ACTUALS	00 - 01 ORIGINAL BUDGET	01 - 02 APPROVED	PERCENT CHANGE FY 01 - 02
PERSONAL SERVICES						
10-20	REGULAR SALARIES & WAGES	292,604	358,866	398,357	462,968	16.22%
10-30	OTHER SALARIES	0	7,607	0	0	0.00%
10-40	OVERTIME	0	163	3,000	3,000	0.00%
25-01	FICA	21,760	27,951	30,206	35,044	16.02%
25-03	RETIREMENT CONTRIBUTIONS	11,879	14,280	15,943	19,216	20.53%
25-04	LIFE/HEALTH INSURANCE	24,996	28,452	39,169	50,069	27.83%
29-00	GENERAL & MERIT INC.	0	0	19,286	30,664	59.00%
	TOTAL PERSONAL SERVICES	**351,239**	**437,319**	**505,961**	**600,961**	**18.78%**
OPERATING EXPENSES						
30-00	OPERATING EXPENDITURES	18,680	20,188	18,840	19,522	3.62%
31-01	PROFESSIONAL SERVICES	5,692	1,499	21,828	21,000	-3.79%
40-01	TRAVEL	4,015	4,163	5,430	5,155	-5.06%
40-02	SCHOOL AND TRAINING	6,902	6,855	13,325	13,375	0.38%
41-00	COMMUNICATIONS	813	1,415	2,650	3,330	25.66%
41-01	TELEPHONE	4,031	4,323	2,224	3,102	39.48%
41-02	FAX & MODEMS	6,640	16,440	18,865	20,349	7.87%
41-03	RADIO & PAGER	0	579	600	1,200	100.00%
42-10	EQUIP. SERVICES - REPAIRS	0	1,387	300	336	12.00%
42-11	EQUIP. SERVICES - FUEL	0	34	300	300	0.00%
45-22	SELF INS. PROPERTY DAMAGE	6,012	3,900	4,100	6,100	48.78%
46-00	REPAIR AND MAINTENANCE	17,520	17,302	0	0	0.00%
46-16	HARDWARE MAINTENANCE	22,460	26,608	32,716	30,425	-7.00%
46-17	SOFTWARE MAINTENANCE	95,531	133,778	191,790	284,146	48.15%
47-00	PRINTING AND BINDING	0	1,892	4,000	1,890	-52.75%
47-06	DUPLICATING	12	23	225	220	-2.22%
51-00	OFFICE SUPPLIES	263	205	600	800	33.33%
52-00	OPERATING SUPPLIES	18,751	20,895	30,244	33,049	9.27%
54-00	BOOKS, PUBS, SUBS, MEMBS	446	1,009	1,575	1,575	0.00%
54-01	MEMBERSHIPS	449	141	0	0	0.00%
59-00	DEPRECIATION	31,438	154,275	0	0	0.00%
	TOTAL OPERATING EXPENSES	**239,655**	**416,911**	**349,612**	**445,874**	**27.53%**
NON-OPERATING EXPENSES						
60-40	MACHINERY EQUIPMENT	0	0	85,391	6,500	-92.39%
60-80	COMPUTER PURCHASES	0	0	114,500	214,700	87.51%
60-81	COMPUTER SOFTWARE	0	0	0	118,110	0.00%
91-11	BUILDING & ZONING	0	0	76,890	80,735	5.00%
	TOTAL NON-OPERATING EXPENSES	**0**	**0**	**276,781**	**420,045**	**51.76%**
	TOTAL EXPENSES	**$590,894**	**$854,230**	**$1,132,354**	**$1,466,880**	**29.54%**

FISCAL YEAR 2002
BUDGET DETAIL
INFORMATION SERVICES
AS400

520.0709.590 ACCOUNT DESCRIPTION		98 - 99 ACTUALS	99 - 00 ACTUALS	00 - 01 ORIGINAL BUDGET	01 - 02 APPROVED	PERCENT CHANGE FY 01 - 02
PERSONAL SERVICES						
10-20	REGULAR SALARIES & WAGES	93,648	98,742	96,704	106,943	10.59%
25-01	FICA	6,762	7,352	7,195	7,983	10.95%
25-03	RETIREMENT CONTRIBUTIONS	3,222	3,449	3,492	3,804	8.93%
25-04	LIFE/HEALTH INSURANCE	8,091	8,368	9,385	10,412	10.94%
29-00	GENERAL & MERIT INC.	0	0	4,639	7,004	50.98%
	TOTAL PERSONAL SERVICES	**111,723**	**117,911**	**121,415**	**136,146**	**12.13%**
OPERATING EXPENSES						
30-00	OPERATING EXPENDITURES	13,665	14,785	12,640	13,322	5.40%
31-01	PROFESSIONAL SERVICES	78	0	0	0	0.00%
40-01	TRAVEL	1,249	1,029	1,180	905	-23.31%
40-02	SCHOOL AND TRAINING	1,205	290	325	375	15.38%
41-00	COMMUNICATIONS	-9	0	0	0	0.00%
41-01	TELEPHONE	2,024	2,097	1,084	1,422	31.18%
41-02	FAX & MODEMS	1,378	1,679	2,389	2,953	23.61%
45-22	SELF INS. PROPERTY DAMAGE	0	0	1,025	1,400	36.59%
46-16	HARDWARE MAINTENANCE	5,369	4,527	7,616	6,525	-14.33%
46-17	SOFTWARE MAINTENANCE	45,762	66,911	75,412	100,110	32.75%
47-06	DUPLICATING	0	0	25	0	-100.00%
51-00	OFFICE SUPPLIES	217	35	200	200	0.00%
52-00	OPERATING SUPPLIES	11,120	15,371	24,244	24,689	1.84%
54-00	BOOKS, PUBS, SUBS, MEMBS	80	120	125	125	0.00%
54-01	MEMBERSHIPS	179	0	0	0	0.00%
59-00	DEPRECIATION	15,690	47,048	0	0	0.00%
	TOTAL OPERATING EXPENSES	**98,007**	**153,892**	**126,265**	**152,026**	**20.40%**
NON-OPERATING EXPENSES						
60-40	MACHINERY EQUIP.	0	0	6,590	0	0.00%
60-81	COMPUTER SOFTWARE	0	0	0	118,110	0.00%
	TOTAL NON-OPERATING EXPENSES	**0**	**0**	**6,590**	**118,110**	**1692.26%**
	TOTAL EXPENSES	**$209,730**	**$271,803**	**$254,270**	**$406,282**	**59.78%**

FISCAL YEAR 2002
BUDGET DETAIL
INFORMATION SERVICES
NETWORK SERVICES

520.0710.590

	ACCOUNT DESCRIPTION	98 - 99 ACTUALS	99 - 00 ACTUALS	00 - 01 ORIGINAL BUDGET	01 - 02 APPROVED	PERCENT CHANGE FY 01 - 02
PERSONAL SERVICES						
10-20	REGULAR SALARIES & WAGES	126,823	187,673	213,133	261,659	22.77%
10-40	OVERTIME	0	0	3,000	3,000	0.00%
25-01	FICA	9,493	14,307	16,222	19,861	22.43%
25-03	RETIREMENT CONTRIBUTIONS	5,528	8,174	9,078	11,166	23.00%
25-04	LIFE/HEALTH INSURANCE	11,496	14,800	22,070	30,324	37.40%
29-00	GENERAL & MERIT INC.	0	0	10,392	17,435	67.77%
	TOTAL PERSONAL SERVICES	**153,340**	**224,954**	**273,895**	**343,445**	**25.39%**
OPERATING EXPENSES						
30-00	OPERATING EXPENDITURES	2,823	4,247	5,200	5,200	0.00%
31-01	PROFESSIONAL SERVICES	5,614	1,499	21,828	21,000	-3.79%
40-01	TRAVEL	493	2,627	2,050	2,050	0.00%
40-02	SCHOOL AND TRAINING	1,156	3,980	10,000	10,000	0.00%
41-00	COMMUNICATIONS	833	1,175	1,350	2,280	68.89%
41-01	TELEPHONE	699	2,171	1,140	1,680	47.37%
41-02	FAX & MODEMS	4,976	14,330	16,476	17,396	5.58%
41-03	RADIO & PAGER	0	579	600	1,200	100.00%
42-10	EQUIP. SERVICES - REPAIRS	0	1,387	300	336	12.00%
42-11	EQUIP. SERVICES - FUEL	0	34	300	300	0.00%
45-22	SELF INS. PROPERTY DAMAGE	6,012	3,900	2,050	3,300	60.98%
46-16	HARDWARE MAINTENANCE	17,091	22,081	22,300	21,100	-5.38%
46-17	SOFTWARE MAINTENANCE	49,769	66,867	101,078	168,736	66.94%
47-06	DUPLICATING	0	0	100	120	20.00%
51-00	OFFICE SUPPLIES	13	128	300	500	66.67%
52-00	OPERATING SUPPLIES	0	463	500	500	0.00%
54-00	BOOKS, PUBS, SUBS, MEMBS	241	277	700	700	0.00%
54-01	MEMBERSHIPS	68	126	0	0	0.00%
59-00	DEPRECIATION	5,478	84,315	0	0	0.00%
	TOTAL OPERATING EXPENSES	**95,266**	**210,186**	**186,272**	**256,398**	**37.65%**
NON-OPERATING EXPENSES						
60-40	MACHINERY EQUIPMENT	0	0	78,801	6,500	-91.75%
60-80	COMPUTER PURCHASES	0	0	114,500	198,700	73.54%
91-11	BUILDING & ZONING	0	0	76,890	80,735	5.00%
	TOTAL NON-OPERATING EXPENSES	**0**	**0**	**270,191**	**285,935**	**5.83%**
	TOTAL EXPENSES	**$248,606**	**$435,140**	**$730,358**	**$885,778**	**21.28%**

FISCAL YEAR 2002
BUDGET DETAIL
INFORMATION SERVICES
GIS

520.0711.590 ACCOUNT DESCRIPTION		98 - 99 ACTUALS	99 - 00 ACTUALS	00 - 01 ORIGINAL BUDGET	01 - 02 APPROVED	PERCENT CHANGE FY 01 - 02
PERSONAL SERVICES						
10-20	REGULAR SALARIES & WAGES	72,133	72,451	88,520	94,366	6.60%
10-30	OTHER SALARIES	0	7,607	0	0	0.00%
10-40	OVERTIME	0	163	0	0	0.00%
25-01	FICA	5,505	6,292	6,789	7,200	6.05%
25-03	RETIREMENT CONTRIBUTIONS	3,129	2,657	3,373	4,246	25.88%
25-04	LIFE/HEALTH INSURANCE	5,409	5,284	7,714	9,333	20.99%
29-00	GENERAL & MERIT INC.	0	0	4,255	6,225	46.30%
	TOTAL PERSONAL SERVICES	**86,176**	**94,454**	**110,651**	**121,370**	**9.69%**
OPERATING EXPENSES						
30-00	OPERATING EXPENDITURES	2,192	1,156	1,000	1,000	0.00%
40-01	TRAVEL	2,273	507	2,200	2,200	0.00%
40-02	SCHOOL AND TRAINING	4,541	2,585	3,000	3,000	0.00%
41-00	COMMUNICATIONS	-11	240	1,300	1,050	-19.23%
41-01	TELEPHONE	1,308	55	0	0	0.00%
41-02	FAX & MODEMS	286	431	0	0	0.00%
45-22	SELF INS. PROPERTY DAMAGE	0	0	1,025	1,400	36.59%
46-00	REPAIR AND MAINTENANCE	17,520	17,302	0	0	0.00%
46-16	HARDWARE MAINTENANCE	0	0	2,800	2,800	0.00%
46-17	SOFTWARE MAINTENANCE	0	0	15,300	15,300	0.00%
47-00	PRINTING AND BINDING	0	1,892	4,000	1,890	-52.75%
47-06	DUPLICATING	12	23	100	100	0.00%
51-00	OFFICE SUPPLIES	33	42	100	100	0.00%
52-00	OPERATING SUPPLIES	7,631	5,061	5,500	7,860	42.91%
54-00	BOOKS, PUBS, SUBS, MEMBS	125	612	750	750	0.00%
54-01	MEMBERSHIPS	202	15	0	0	0.00%
59-00	DEPRECIATION	10,270	22,912	0	0	0.00%
	TOTAL OPERATING EXPENSES	**46,382**	**52,833**	**37,075**	**37,450**	**1.01%**
NON-OPERATING EXPENSES						
60-80	COMPUTER PURCHASES	0	0	0	16,000	0.00%
	TOTAL NON-OPERATING EXPENSES	**0**	**0**	**0**	**16,000**	**0.00%**
	TOTAL EXPENSES	**$132,558**	**$147,287**	**$147,726**	**$174,820**	**18.34%**

CIP PROJECTS - INFORMATION SERVICES

CIP-PROJ	PROJECT DESCRIPTION	DEPT REQUEST 2002	DEPT REQUEST 2003	DEPT REQUEST 2004	DEPT REQUEST 2005	DEPT REQUEST 2006	PROJECT TOTAL
INFORMATION SERVICES							
02T02	Server Additions	28,700					28,700
02T03	Replace Officevision with Datamerge	9,500					9,500
02T04	HTE Javaline Program Series	108,610					108,610
00T06	GIS Equipment Upgrades	16,000	212,000	18,000	16,000	12,000	274,000
02T05	Data Projector	6,500					6,500
03T08	HTE Direct Talk System Upgrade		48,350				48,350
03T09	HTE Click2Gov Internet Solution		13,640				13,640
	IMPROVEMENT TOTALS	169,310	273,990	18,000	16,000	12,000	489,300
02T16	PC Replacement Program	100,000	100,000	100,000	100,000	100,000	500,000
02T07	Server Replacements	70,000	35,000	35,000	35,000	35,000	210,000
	REPLACEMENT TOTALS	170,000	135,000	135,000	135,000	135,000	710,000
GRAND TOTAL INFORMATION SERVICES		**339,310**	**408,990**	**153,000**	**151,000**	**147,000**	**1,199,300**

EQUIPMENT

SERVICES

FUND

FISCAL YEAR 2002
EQUIPMENT SERVICES FUND
SUMMARY

BEGINNING BALANCE - UNRESTRICTED RESERVES			**($91,600)**
ADD:	**BUDGETED REVENUES:**		
	Charges for Services:		
	Solid Waste Fund	$574,827	
	General Fund	713,152	
	Water & Sewer Fund	257,448	
	Streets Fund	20,155	
	Beach Parking	23,613	
	Tennis Fund	583	
	Dock Fund	3,766	
	Building & Zoning	31,823	
	Equipment Services	10,183	
	Risk Management	849	
	Storm Drainage	52,508	
	Information Services	636	
	Collier County - EMS Fuel Sales	56,159	$1,745,702
TOTAL AVAILABLE RESOURCES			$1,654,102
LESS:	**BUDGETED EXPENDITURES:**		
	Personal Services	$498,711	
	Operations & Maintenance	1,048,351	
	Transfer - Self Insurance	7,500	
	Transfer - Reimbursed Admin.	124,900	
	Capital Expenditures	50,240	
	Contingency	16,000	$1,745,702
BUDGETED CASH FLOW			**$0**
ENGING BALANCE - UNDESIGNATED RESERVES			**($91,600)**

EQUIPMENT SERVICES

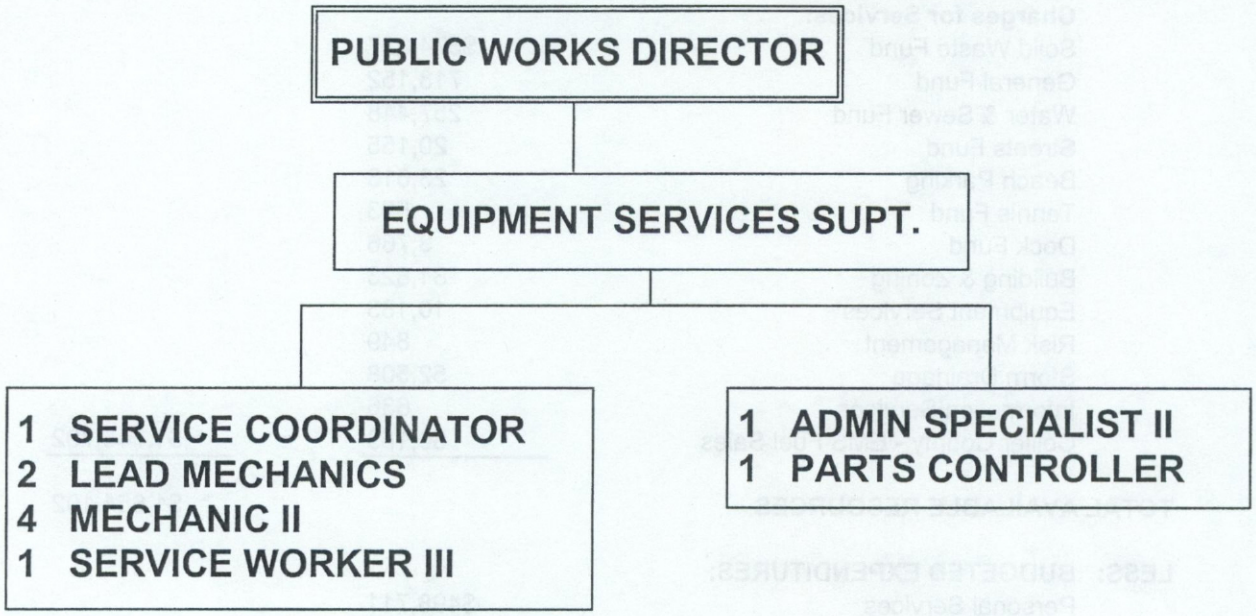

AUTHORIZED PERSONNEL:

	2001 BASE BUDGET	2001 REVISED BUDGET	2002 DEPT REQUEST	2002 APPVD BUDGET
EQUIPMENT SERVICES	11	11	11	11

FISCAL YEAR 2002
BUDGET DETAIL

FUND: 530 EQUIPMENT SERVICES

#	JOB TITLE	FY 2002 APPROVED
EQUIPMENT SERVICES		
1	Equipment Services Superintendent	$51,088
1	Service Coordinator	36,884
2	Lead Mechanic	68,856
4	Mechanic II	118,099
1	Auto Parts Controller	31,738
1	Administrative Specialist II	29,532
1	Service Worker III	24,555
11	Total Approved Positions	360,752
	Regular Salaries	360,752
	Overtime	10,000
	Employer Payroll Expenses	105,251
	General & Merit Increase	22,708
		$498,711

FISCAL YEAR 2002
BUDGET DETAIL
EQUIPMENT SERVICES

530.1326.590	ACCOUNT DESCRIPTION	98 - 99 ACTUALS	99 - 00 ACTUALS	00 - 01 ORIGINAL BUDGET	01 - 02 APPROVED	PERCENT CHANGE FY 01 - 02
PERSONAL SERVICES						
10-20	REGULAR SALARIES & WAGES	308,561	325,607	339,508	360,752	6.26%
10-30	OTHER SALARIES	285	315	0	0	0.00%
10-40	OVERTIME	13,242	14,784	10,000	10,000	0.00%
25-01	FICA	23,633	25,771	25,064	26,514	5.79%
25-03	RETIREMENT CONTRIBUTIONS	11,829	13,809	14,737	15,659	6.26%
25-04	LIFE/HEALTH INSURANCE	39,483	44,183	51,356	63,078	22.82%
29-00	GENERAL & MERIT INC.	0	0	15,366	22,708	47.78%
	TOTAL PERSONAL SERVICES	**397,033**	**424,469**	**456,031**	**498,711**	**9.36%**
OPERATING EXPENSES						
30-00	OPERATING EXPENDITURES	5,244	4,818	5,000	5,000	0.00%
30-01	CITY ADMINISTRATION	93,096	111,400	117,000	124,900	6.75%
30-07	SMALL TOOLS	2,100	2,100	2,100	2,100	0.00%
31-04	OTHER CONTRACTUAL SERVICS	7,287	4,802	5,500	6,322	14.95%
40-01	TRAVEL	428	245	400	400	0.00%
40-02	SCHOOL AND TRAINING	3,719	2,359	3,500	3,500	0.00%
40-04	SAFETY PROGRAMS	0	20	0	0	0.00%
41-01	TELEPHONE	5,434	4,915	4,360	5,014	15.00%
41-03	RADIO & PAGER	371	392	240	115	-52.08%
42-10	EQUIP.SERVICES - REPAIRS	9,934	10,118	8,000	8,583	7.29%
42-11	EQUIP. SERVICES - FUEL	801	1,549	1,600	1,600	0.00%
43-01	ELECTRICITY	17,852	13,390	16,000	18,800	17.50%
43-02	WATER, SEWER, GARBAGE	9,018	9,145	12,000	12,200	1.67%
45-22	SELF INS. PROPERTY DAMAGE	9,096	92,200	96,800	7,500	-92.25%
46-00	REPAIR AND MAINTENANCE	5,607	5,895	5,000	5,000	0.00%
46-03	EQUIP. MAINT. CONTRACTS	2,071	1,758	1,500	1,500	0.00%
46-10	SUBLET REPAIRS	137,442	147,993	125,000	135,000	8.00%
46-17	SOFTWARE MAINTENANCE	0	4,500	0	0	0.00%
49-00	OTHER CURRENT CHARGES	0	0	0	15,000	0.00%
49-08	HAZARDOUS WASTE DISPOSAL	2,577	3,654	3,500	3,500	0.00%
51-00	OFFICE SUPPLIES	727	783	500	500	0.00%
51-01	STATIONERY	506	425	500	500	0.00%
52-00	OPERATING SUPPLIES	248,176	244,343	220,000	290,000	31.82%
52-02	FUEL	204,607	311,312	300,000	370,417	23.47%
52-03	OIL & LUBE	12,409	14,309	15,000	15,000	0.00%
52-04	BATTERIES	8,988	10,386	7,000	7,000	0.00%
52-06	TIRES	138,864	114,375	110,000	126,500	15.00%
52-07	UNIFORMS	4,015	3,742	3,640	3,700	1.65%
52-08	SHOP SUPPLIES	15,066	11,086	10,000	10,000	0.00%
52-09	OTHER CLOTHING	1,290	1,023	1,100	1,100	0.00%
59-00	DEPRECIATION	10,213	13,749	0	0	0.00%
	TOTAL OPERATING EXPENSES	**956,938**	**1,146,786**	**1,075,240**	**1,180,751**	**9.81%**

FISCAL YEAR 2002
BUDGET DETAIL
EQUIPMENT SERVICES
CONTINUED

530.1326.590

	ACCOUNT DESCRIPTION	98 - 99 ACTUALS	99 - 00 ACTUALS	00 - 01 ORIGINAL BUDGET	01 - 02 APPROVED	PERCENT CHANGE FY 01 - 02
NON-OPERATING EXPENSES						
60-30	IMPROVEMENTS O/T BUILDING	0	0	60,000	0	-100.00%
60-40	MACHINERY EQUIPMENT	0	0	0	26,000	0.00%
60-70	VEHICLES	0	0	0	24,240	0.00%
99-00	CONTINGENCY	0	0	16,000	16,000	0.00%
	TOTAL NON-OPERATING EXPENSES	**0**	**0**	**76,000**	**66,240**	**-12.84%**
	TOTAL EXPENSES	**$1,353,971**	**$1,571,255**	**$1,607,271**	**$1,745,702**	**8.61%**

CIP PROJECTS - EQUIPMENT SERVICES FUND

CIP-PROJ	PROJECT DESCRIPTION	DEPT REQUEST 2002	DEPT REQUEST 2003	DEPT REQUEST 2004	DEPT REQUEST 2005	DEPT REQUEST 2006	PROJECT TOTAL
EQUIPMENT SERVICES							
02S01	Medium Duty Vehicle Lift	16,000					16,000
02S04	Floor Maintenance Equipment	10,000					10,000
03S05	Heavy Duty Vehicle Lift		124,000				124,000
	IMPROVEMENT TOTALS	26,000	124,000	0	0	0	150,000
02S02	Pick-up Truck	24,240					24,240
	REPLACEMENT TOTALS	24,240	0	0	0	0	24,240
GRAND TOTAL EQUIPMENT SERVICES		**50,240**	**124,000**	**0**	**0**	**0**	**174,240**

Debt Service Schedules

CITY OF NAPLES

COMBINED DEBT SERVICE SCHEDULE
ALL FINANCING SOURCES

Year Ending September 30	Principal	Interest	Total Requirement
2002	$3,205,000	$2,463,515	$5,668,515
2003	$3,319,999	$2,271,666	$5,591,665
2004	$3,240,000	$2,111,586	$5,351,586
2005	$3,380,000	$1,954,092	$5,334,092
2006	$3,585,000	$1,788,893	$5,373,893
2007	$3,955,000	$1,612,165	$5,567,165
2008	$4,185,000	$1,376,837	$5,561,837
2009	$4,455,000	$1,127,395	$5,582,395
2010	$2,885,000	$862,839	$3,747,839
2011	$1,575,000	$700,233	$2,275,233
2012	$1,645,000	$622,217	$2,267,217
2013	$1,735,000	$538,982	$2,273,982
2014	$1,642,928	$450,306	$2,093,234
2015	$1,695,000	$368,103	$2,063,103
2016	$925,000	$305,486	$1,230,486
2017	$965,000	$261,697	$1,226,697
2018	$1,010,000	$215,430	$1,225,430
2019	$1,055,000	$166,790	$1,221,790
2020	$1,100,000	$115,118	$1,215,118
2021	$1,150,000	$61,226	$1,211,226
2022	$220,000	$4,862	$224,862
Totals	**$46,927,927**	**$19,379,438**	**$66,307,365**

GENERAL OBLIGATION

DEBT SERVICE

CITY OF NAPLES

GENERAL OBLIGATION DEBT
SUMMARY

Year Ending September 30	Principal	Interest	Total Requirement
2002	420,000	406,860	826,860
2003	440,000	385,360	825,360
2004	460,000	362,860	822,860
2005	485,000	339,235	824,235
2006	505,000	314,485	819,485
2007	530,000	288,610	818,610
2008	560,000	261,360	821,360
2009	590,000	232,610	822,610
2010	620,000	202,360	822,360
2011	655,000	170,485	825,485
2012	690,000	136,868	826,868
2013	730,000	100,830	830,830
2014	770,000	62,208	832,208
2015	815,000	21,190	836,190
Totals	$8,270,000	$3,285,321	$11,555,321

STREETS

FUND

CITY OF NAPLES

GENERAL OBLIGATION BONDS, SERIES 2000
DESCRIPTION AND BOND AMORTIZATION SCHEDULE

Type: General Obligation Bonds
Authorized and Issued: $8,460,000
Amount Outstanding - 9/30/01: $8,270,000
Dated: March 15, 2000
Final Maturity: March 1, 2015
Principal Payment: March 1
Interest Payment: March 1, September 1
Interest Rates: 5.00% to 5.20%
Revenue Pledged: Ad Valorem Revenues

Year Ending September 30	Principal	Interest	Total Requirement
2002	420,000	406,860	826,860
2003	440,000	385,360	825,360
2004	460,000	362,860	822,860
2005	485,000	339,235	824,235
2006	505,000	314,485	819,485
2007	530,000	288,610	818,610
2008	560,000	261,360	821,360
2009	590,000	232,610	822,610
2010	620,000	202,360	822,360
2011	655,000	170,485	825,485
2012	690,000	136,868	826,868
2013	730,000	100,830	830,830
2014	770,000	62,208	832,208
2015	815,000	21,190	836,190
Totals	$8,270,000	$3,285,321	$11,555,321

Purpose: Purchase of Fleischmann Property

WATER & SEWER FUND

DEBT SERVICE

CITY OF NAPLES

WATER & SEWER FUND
COMBINED DEBT SERVICE SCHEDULE
(Excludes State Revolving Loan)

Year Ending September 30	Principal	Interest	Total Requirement
2002	1,915,000	1,132,302	3,047,302
2003	1,950,000	1,046,403	2,996,403
2004	2,130,000	956,222	3,086,222
2005	2,220,000	855,513	3,075,513
2006	2,375,000	749,807	3,124,807
2007	2,685,000	635,303	3,320,303
2008	2,850,000	463,462	3,313,462
2009	3,030,000	281,775	3,311,775
2010	1,390,000	88,613	1,478,613
Totals	$20,545,000	$6,209,400	$26,754,400

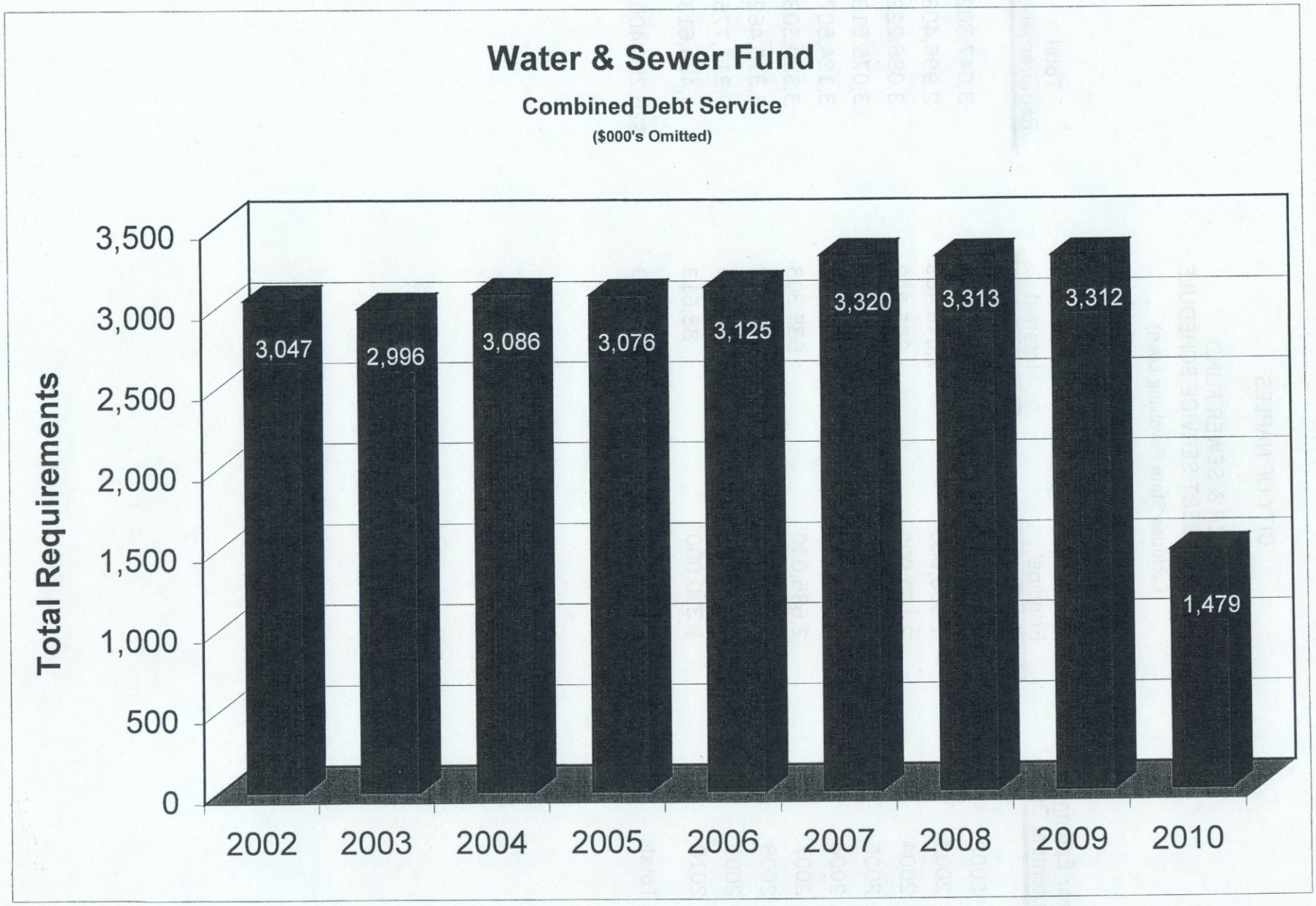
Water & Sewer Fund
Combined Debt Service
($000's Omitted)
Total Requirements
3,500
3,000
2,500
2,000
1,500
1,000
500
0
3,047
2,996
3,086
3,076
3,125
3,320
3,313
3,312
1,479
2002
2003
2004
2005
2006
2007
2008
2009
2010

CITY OF NAPLES

WATER AND SEWER REVENUE REFUNDING BONDS - SERIES 1992
DESCRIPTION AND BOND AMORTIZATION SCHEDULE

Type: Revenue Bonds
Authorized and Issued: $15,425,000
Amount Outstanding - 9/30/01 $13,270,000
Dated: May 1, 1992
Final Maturity: September 1, 2010
Principal Payment: September 1
Interest Payment: September 1, March 1
Interest Rate: 4.50% to 6.50%
Revenue Pledged: Net Revenues of Water & Sewer Systems

Year Ending September 30	Principal	Interest	Total Requirement
2002	465,000	841,302	1,306,302
2003	580,000	813,403	1,393,403
2004	705,000	778,022	1,483,022
2005	735,000	734,313	1,469,313
2006	830,000	688,007	1,518,007
2007	2,685,000	635,303	3,320,303
2008	2,850,000	463,462	3,313,462
2009	3,030,000	281,775	3,311,775
2010	1,390,000	88,613	1,478,613
Totals	$13,270,000	$5,324,200	$18,594,200

CITY OF NAPLES

WATER AND SEWER REVENUE REFUNDING BONDS - SERIES 2001
DESCRIPTION AND BOND AMORTIZATION SCHEDULE

Type: Revenue Bonds
Authorized and Issued: $7,275,000
Amount Outstanding - 9/30/01 $7,275,000
Dated: June 1, 2001
Final Maturity: September 1, 2006
Principal Payment: September 1
Interest Payment: September 1, March 1
Interest Rate: 4.000%
Revenue Pledged: Net Revenues of Water & Sewer Systems

Year Ending September 30	Principal	Interest	Total Requirement
2002	1,450,000	291,000	1,741,000
2003	1,370,000	233,000	1,603,000
2004	1,425,000	178,200	1,603,200
2005	1,485,000	121,200	1,606,200
2006	1,545,000	61,800	1,606,800
Totals	$7,275,000	$885,200	$8,160,200

UTILITY TAX FUND

DEBT SERVICE

CITY OF NAPLES

UTILITY TAX FUND
COMBINED DEBT SERVICE SCHEDULE

Year Ending September 30	Principal	Interest	Total Requirement
2002	650,034	606,640	1,256,674
2003	670,947	537,931	1,208,878
2004	321,162	505,725	826,887
2005	316,290	491,268	807,558
2006	333,637	476,588	810,225
2007	450,000	461,026	911,026
2008	470,000	441,193	911,193
2009	490,000	420,487	910,487
2010	510,000	398,860	908,860
2011	530,000	377,440	907,440
2012	555,000	354,915	909,915
2013	580,000	330,495	910,495
2014	610,000	304,395	914,395
2015	630,000	276,183	906,183
2016	735,000	246,258	981,258
2017	770,000	210,978	980,978
2018	810,000	173,440	983,440
2019	850,000	133,750	983,750
2020	890,000	91,250	981,250
2021	935,000	46,750	981,750
Totals	$12,107,070	$6,885,572	$18,992,642

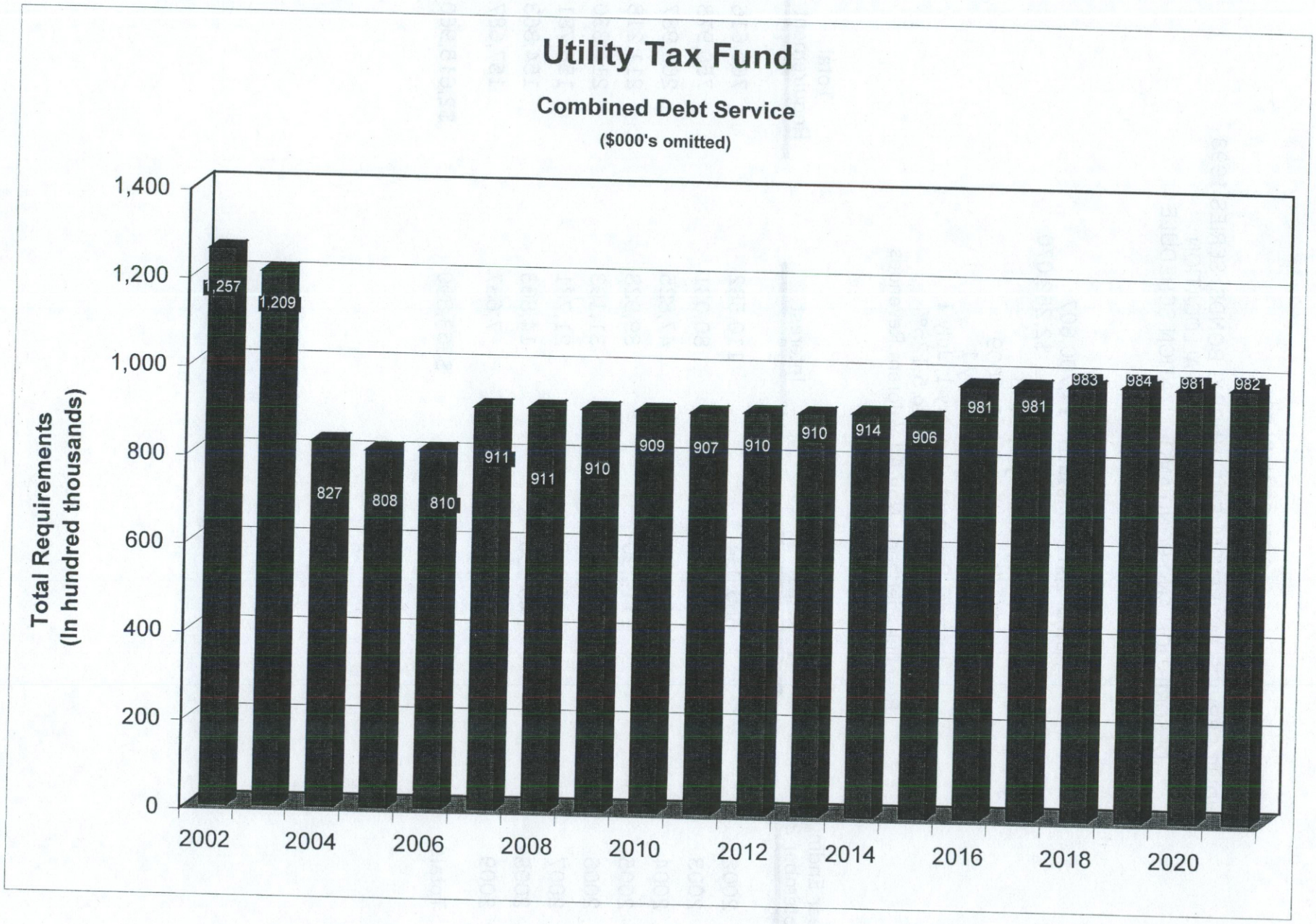
Utility Tax Fund
Combined Debt Service
($000's omitted)
Total Requirements
(In hundred thousands)
1,400
1,200
1,000
800
600
400
200
0
1,257
1,209
827
808
810
911
911
910
909
907
910
910
914
906
981
981
983
984
981
982
2002
2004
2006
2008
2010
2012
2014
2016
2018
2020

CITY OF NAPLES

PUBLIC SERVICE TAX REVENUE REFUNDING BONDS, SERIES 1993
UTILITY TAX DEBT SERVICE FUND ALLOCATION
DESCRIPTION AND BOND AMORTIZATION SCHEDULE

Type: Revenue Bonds
Authorized and Issued: $4,700,607
Amount Outstanding - 9/30/01 $2,262,070
Dated: May 1, 1993
Final Maturity: July 1, 2009
Principal Payment: July 1
Interest Payment: January 1, July 1
Interest Rate: 2.600% to 5.125%
Revenue Pledged: Non-Ad Valorem Revenues

Year Ending September 30	Principal	Interest	Total Requirement
2002	650,034	110,582	760,616
2003	670,947	80,031	750,978
2004	161,162	47,825	208,987
2005	171,290	39,928	211,218
2006	183,637	31,193	214,830
2007	135,000	21,781	156,781
2008	140,000	14,863	154,863
2009	150,000	7,687	157,687
Totals	$2,262,070	$353,890	$2,615,960

CITY OF NAPLES

PUBLIC SERVICE TAX REVENUE BONDS, SERIES 2001
UTILITY TAX DEBT SERVICE FUND ALLOCATION
DESCRIPTION AND BOND AMORTIZATION SCHEDULE

Type: Revenue Bonds
Authorized and Issued: $9,845,000
Amount Outstanding - 9/30/01 $9,845,000
Dated: June 1, 2001
Final Maturity: July 1, 2021
Principal Payment: July 1
Interest Payment: January 1, July 1
Interest Rate: 4.100% to 5.000%
Revenue Pledged: Non-Ad Valorem Revenues

Year Ending September 30	Principal	Interest	Total Requirement
2002	0	496,058	496,058
2003	0	457,900	457,900
2004	160,000	457,900	617,900
2005	145,000	451,340	596,340
2006	150,000	445,395	595,395
2007	315,000	439,245	754,245
2008	330,000	426,330	756,330
2009	340,000	412,800	752,800
2010	510,000	398,860	908,860
2011	530,000	377,440	907,440
2012	555,000	354,915	909,915
2013	580,000	330,495	910,495
2014	610,000	304,395	914,395
2015	630,000	276,183	906,183
2016	735,000	246,258	981,258
2017	770,000	210,978	980,978
2018	810,000	173,440	983,440
2019	850,000	133,750	983,750
2020	890,000	91,250	981,250
2021	935,000	46,750	981,750
Totals	$9,845,000	$6,531,682	$16,376,682

Purpose: Funding for parks capital projects.

OTHER FINANCING SOURCES

DEBT SERVICE

CITY OF NAPLES

PUBLIC SERVICE TAX REVENUE REFUNDING BONDS, SERIES 1993
EAST NAPLES BAY TAX DISTRICT ALLOCATION
DESCRIPTION AND BOND AMORTIZATION SCHEDULE

Type: Revenue Bonds
Authorized and Issued: $562,582
Amount Outstanding - 9/30/01 $285,431
Dated: May 1, 1993
Final Maturity: July 1, 2006
Principal Payment: July 1
Interest Payment: January 1, July 1
Interest Rate: 2.600% to 5.125%
Revenue Pledged: Non-Ad Valorem Revenues

Year Ending September 30	Principal	Interest	Total Requirement
2002	48,050	14,120	62,170
2003	52,381	11,861	64,242
2004	52,217	9,347	61,564
2005	67,313	6,788	74,101
2006	65,470	3,355	68,825
Totals	$285,431	$45,471	$330,902

CITY OF NAPLES

PUBLIC SERVICE TAX REVENUE REFUNDING BONDS, SERIES 1993
CITY DOCK FUND ALLOCATION
DESCRIPTION AND BOND AMORTIZATION SCHEDULE

Type: Revenue Bonds
Authorized and Issued: $601,811
Amount Outstanding - 9/30/01 $132,498
Dated: May 1, 1993
Final Maturity: July 1, 2006
Principal Payment: July 1
Interest Payment: January 1, July 1
Interest Rate: 2.600% to 5.125%
Revenue Pledged: Non-Ad Valorem Revenues

Year Ending September 30	Principal	Interest	Total Requirement
2002	21,916	6,544	28,460
2003	26,671	5,514	32,185
2004	26,621	4,234	30,855
2005	26,397	2,929	29,326
2006	30,893	1,583	32,476
Totals	$132,498	$20,804	$153,302

CITY OF NAPLES

PUBLIC SERVICE TAX REVENUE BONDS, SERIES 2001
TENNIS FUND ALLOCATION
DESCRIPTION AND BOND AMORTIZATION SCHEDULE

Type: Revenue Bonds
Authorized and Issued: $605,000
Amount Outstanding - 9/30/01 $605,000
Dated: June 1, 2001
Final Maturity: July 1, 2015
Principal Payment: July 1
Interest Payment: January 1, July 1
Interest Rate: 4.100% to 4.750%
Revenue Pledged: Non-Ad Valorem Revenues

Year Ending September 30	Principal	Interest	Total Requirement
2002	0	28,289	28,289
2003	0	26,113	26,113
2004	35,000	26,113	61,113
2005	40,000	24,678	64,678
2006	40,000	23,038	63,038
2007	45,000	21,398	66,398
2008	45,000	19,553	64,553
2009	50,000	17,708	67,708
2010	50,000	15,658	65,658
2011	55,000	13,558	68,558
2012	55,000	11,220	66,220
2013	60,000	8,800	68,800
2014	60,000	6,100	66,100
2015	70,000	3,325	73,325
Totals	$605,000	$245,551	$850,551

Purpose: Development of Cambier Park Tennis Center.

CITY OF NAPLES

TAX INCREMENT FINANCING REVENUE BONDS, SERIES 1998
DESCRIPTION AND BOND AMORTIZATION SCHEDULE

Type: Revenue Bonds
Authorized and Issued: $3,000,000
Amount Outstanding - 09/30/01 $3,000,000
Dated: January 1, 1998
Final Maturity: December 1, 2021
Principal Payment: December 1
Interest Payment: June 1, December 1
Interest Rate: 4.42%
Revenue Pledged: Non-Ad Valorem Revenues

Year Ending	Principal	Interest	Total
2002	25,000	132,048	157,048
2003	50,000	130,390	180,390
2004	75,000	127,628	202,628
2005	80,000	124,202	204,202
2006	85,000	120,555	205,555
2007	90,000	116,688	206,688
2008	95,000	112,600	207,600
2009	125,000	107,737	232,737
2010	135,000	101,991	236,991
2011	145,000	95,803	240,803
2012	150,000	89,284	239,284
2013	160,000	82,433	242,433
2014	170,000	75,140	245,140
2015	180,000	67,405	247,405
2016	190,000	59,228	249,228
2017	195,000	50,719	245,719
2018	200,000	41,990	241,990
2019	205,000	33,040	238,040
2020	210,000	23,868	233,868
2021	215,000	14,476	229,476
2022	220,000	4,862	224,862
Totals	$3,000,000	$1,712,087	$4,712,087

Purpose: Construction of Municipal Parking Facility

CITY OF NAPLES

PUBLIC SERVICE TAX REVENUE BONDS, SERIES 1998
UTILITY TAX DEBT SERVICE FUND ALLOCATION
DESCRIPTION AND BOND AMORTIZATION SCHEDULE

Type: Revenue Bonds
Authorized and Issued: $2,400,000
Amount Outstanding - 9/30/01 $1,982,928
Dated: September 14, 1998
Final Maturity: July 1, 2014
Principal Payment: July 1
Interest Payment: January 1, July 1
Interest Rate: 6.8%
Revenue Pledged: Non-Ad Valorem Revenues

Year Ending September 30	Principal	Interest	Total Requirement
2002	125,000	136,712	261,712
2003	130,000	128,094	258,094
2004	140,000	119,457	259,457
2005	145,000	109,479	254,479
2006	150,000	99,482	249,482
2007	155,000	89,140	244,140
2008	165,000	78,669	243,669
2009	170,000	67,078	237,078
2010	180,000	55,357	235,357
2011	190,000	42,947	232,947
2012	195,000	29,930	224,930
2013	205,000	16,424	221,424
2014	32,928	2,463	35,391
Totals	$1,982,928	$975,232	$2,958,160

Purpose: Purchase of Historical House